



## **Human Fertility Database Documentation: The Slovak Republic**

### **1 General information**

This report documents age- and birth order-specific data on births as well as data on exposure populations (women by age (birth cohort) and the number of live born children) for Slovakia, which were collected for the Human Fertility Database (HFD) project. Data on births by age of mother and (biological) birth order were included in the greatest possible detail. Time series cover the years between 1925 and 1937 and between 1946 and 2007. The population data cover the periods between 1925 and 1934 and between 1946 and 2007. The territory of the Slovak Republic was part of Czechoslovakia between 1918 and 1938 and between 1945 and 1992. It was constituted as an independent country on 1 January 1993 and has had the same borders since 1945. In 1945 minor territorial changes affected 17 small municipalities; these differences have had a negligible influence on the continuity of births and population statistics (see also below).

The report and data files include a complete documentation of the official data on birth counts and exposure populations obtained from the Statistical Office of the Slovak Republic, vital statistics publications and the publications of population censuses.

### **Data collection and availability**

The history of statistical data collection dates back to 1847 when the Hungarian Central Statistical Office was established. An important turning point was the formation of Czechoslovakia on 28<sup>th</sup> October 1918 and, subsequently, the establishment of the State

Statistical Office which collected data on births, marriages, deaths, divorces and population counts for the whole territory of Czechoslovakia<sup>1</sup> from 1918 to 1937 and from 1945 to 1992. Slovakia was part of Czechoslovakia and formed a common state with the Czech Republic during these periods. Hence, the birth registration system as well as the vital statistics publications are identical and have the same structure as those of the Czech Republic during this period.

A break in the data series on births occurred between 1938 and 1945 due to the Second World War (WW2). Vital statistics were not published between 1938 and 1944 and the existing statistics cover only part of the present territory of the Slovak Republic. Data on territories annexed by Hungary have not yet been reconstructed. For this reason, data for this period for the complete territory of Slovakia have not been published yet.

The State Statistical Office (Státní úřad statistický, SUS) started publishing annual vital statistics from 1919 covering the whole territory of Czechoslovakia. The statistical office was renamed repeatedly, especially during the 1960s. In 1960, it was renamed the Ústřední úřad státní kontroly a statistiky (Central Office of State Control and Statistics), from 1961 to 1963 it was Ústřední komise lidové kontroly a statistiky (Central Commission of the People's Control and Statistics), and from 1964 to 1965, Státní úřad statistický úřad (State Statistical Office). Finally it was known as the Federal Statistical Office (Federální statistický úřad, FSO) for the period 1966 to 1991. The State Statistical Office and later the Federal Statistical Office published vital statistics for the whole of Czechoslovakia and separately for the Czech and Slovak Republics. The exceptions are for the years 1974 to 1985 when the Slovak Statistical Office published vital statistics for the Slovak Socialist Republic only. Data on population change have been available in an electronic form since 1992.

Since 1993, the Statistical Office of the Slovak Republic (SO SR) has collected and processed the data on births, marriages, divorces, deaths and population structures. The

---

<sup>1</sup> During the period 1919 to 1937, Czechoslovakia included the region of Ruthenia and data were collected for this region as well. Data series in the vital statistics are available for the country as a whole, and separately for the Czech lands, Moravia, Slovakia and Ruthenia.

vital statistics data cover all the inhabitants residing permanently in Slovakia regardless of their citizenship. The SO SR prepares, collects, processes and publishes data from censuses. Eight censuses have taken place during the period 1919 to 2007 (1921, 1930, 1950, 1961, 1970, 1980, 1991 and 2001). The data cover the populations present during the censuses in the period 1921 to 1950, and the resident populations in the censuses since 1961 (all inhabitants with a permanent residence permit in Slovakia are included).

### *Population statistics online<sup>2</sup>*

An important source of information is the Slovak Popin website [<http://www.infostat.sk/slovakpopin/>]. This site has been constructed to facilitate the sharing of demographic information and data on the Slovak Republic by the [Demographic Research Centre](#) (*Výskumné demografické centrum*, VDC) and the [Statistical Office of the Slovak Republic](#). It contains data on the population and a series of demographic indicators starting from 1980. The site is updated annually as soon as the most recent data and indicators become available (the data can be downloaded in Microsoft Excel format and the website is in English). The website also contains the basic outputs of the 2001 census and the publications of the VDC are in English.

The website of the Statistical office of the Slovak Republic [<http://portal.statistics.sk/>] contains a complete listing of vital statistics publications. However, these are not published in English and, hence, access to the data is through the Slovak version of the website only. Also, all tables have headings in Slovak only. These vital statistics publications have been available only since 1992 and can be accessed at [<http://portal.statistics.sk/showdoc.do?docid=6674>] and downloaded in zip format. The file 'narodeni.xls', for example, contains data on births. Vital statistics publications have had different formats during the periods 1992 to 1995 and 1996 to 2006. Vital statistics in the period 1992 to 1995 were available only in Microsoft Word format. The administrative division of the country was changed in 1996 (see also below). As a result of this change, regional data for the Nomenclature for Territorial Units for Statistics (NUTS) 2 and NUTS 3 units are not comparable before 1996.

---

<sup>2</sup> For more information on relevant publications see Appendix A.

The vital statistics tables have been published in greater detail since 1996. From this time, for example, the tabulation of births in Lexis triangles has been available (Table 26).

### **Territorial coverage**

Territorial changes affected the unity of Czechoslovakia during the period 1938 to 1945. First, the southern territories of Slovakia were annexed by Hungary in 1938. In 1939 a puppet Slovak State was established in the remaining territory of Slovakia. In 1945, Czechoslovakia was re-united largely within the pre 1938 borders, with the exception of Ruthenia that was taken over by the Soviet Union. However, the territory of Slovakia since 1945 has not exactly corresponded to the territory occupied during the years 1918 to 1937 (FSU 1978) for the following reasons:

- 13 municipalities (10,352 inhabitants, as of 1930) were incorporated into the USSR territory in 1945;
- 1 municipality (population of 1277 in 1950) was connected to Slovakia, which formerly belonged to Ruthenia; and
- 3 municipalities with 3112 inhabitants, as of 1950, which belonged to Hungary prior to 1938, were incorporated into the Slovak territory after 1945.

These changes of state borders to the Slovak territory were only minor and affected a small number of inhabitants. Thus, the changes of state borders in 1945 had a negligible effect on the population statistics of Slovakia. However, the sizeable population transfers and deportations that took place after WW2 did influence the quality of the population statistics (see below).

Another relevant issue when using the vital statistics publications issued during the period 1946 to 1992 is the way the territory of Slovakia is addressed in the headings of the tables. These vary considerably. Slovakia is referred to as ‘Slovensko’, ‘Slovenské kraje’, SSR (Slovak Socialist Republic) or SR (Slovak Republic). All of these names

referred to the same territory. Note that Czechoslovakia was declared a federation of the Czech (Socialist) Republic and Slovak (Socialist) Republic in 1969.

Currently Slovakia has population of 5.4 million. About 80 % of the population is of Slovak ethnicity; while Hungarians (7 %) and the Roma (about 8 %) represent the most populous ethnic minorities. In 2007, 41.2 thousand foreign nationals were registered in Slovakia. Their proportion on of the total population remains very low, about 0.8 %. Since 1945, the area of Slovakia has covered 49,000 km<sup>2</sup>. The administrative divisions of the country have changed several times. The last major change took place in 1996. At present the territory of Slovakia is divided into 4 territorial units (NUTS 2), 8 regions (NUTS 3), and 79 districts (NUTS 4). At 2929, Slovakia has quite a high number of municipalities (<http://portal.statistics.sk>).

## **2 Birth count data**

The Human Fertility Database for Slovakia is based on the official data on birth counts presented in vital statistics publications and the records on individual births provided by the Statistical Office of the Slovak Republic (SO SR). Registration of births is considered complete and covers the whole territory of the Slovak Republic. Data on births include all births to permanent residents of the Slovak Republic, including births that were registered abroad.

Data cover the periods 1925 to 1937 and 1946 to 2007. Data for the periods 1925 to 1937 and 1946 to 1991 come from the vital statistics publications. Since 1992, files on individual birth records were used (provided by the SO SR)<sup>3</sup>. Vital statistics publications contain data on births dating back to 1919, however, until 1925 births were not specified by birth order.

---

<sup>3</sup> Detailed list of references to the sources is displayed in Appendix B.

The design of the vital statistics publications has changed several times over the period 1925 to 1991 and the changes influenced the level of detail of the data on births by age of mother and birth order as shown in the overview table (Table 1).

**Table 1: Description of data: Births, 1925–2007**

Type of data					
Period	Total birth	Order-	Age of mother	Birth order	Lexis elements
	orders	specific data			
1925-1930	2	2	-16, 17, 18, 19....44, 45+	1, 2, 3...7+	squares
1931-1937	2	2	-16, 17, 18, 19...49, 50+	1, 2, 3...7+	squares
1946-1949	2	2	-14, 15, 16, 17....44, 45-49, 50+	1, 2, 3...7+	squares
1950-1973	1	2	-14, 15, 16, 17....44, 45-49, 50+	1, 2, 3...7+	squares
1974-1985	1	2	--14, 15, 16, 17....44, 45-49, 50+	1, 2, 3...10+	squares
1986-1991	1	1	-14, 15, 16, 17....44, 45-49, 50+	1, 2, 3...10+	squares
1992-1995	1	1	12, 13, 14, 15...55	1, 2, 3...10+	squares
1996-2007	1	1	12, 13, 14, 15...55	1, 2, 3...10+	triangles
1959-1985	1	1	-14, 15-19, 20-24, 25-29, 30-34, 35-39, 40-44, 45-49, 50+	1, 2, 3...10+	squares

Note: Live births: 1 = live births; 2 = total births

**1925– 1937, 1946–48:**

- Total births by age of mother in completed years and birth order (biological birth order, including still-births);
- Live births by age of mother available only in 5-year age intervals.

**1949–1973:**

- Total births by age of mother in completed years and birth order (biological birth order, including still-births); column on live births by age of mother added. Published data split by marital status (births within and outside marriage, but both categories recorded by biological birth order). It is necessary to combine both categories to obtain the distribution of births by birth order and age of mother.

Since data on births out of wedlock are available for birth orders 1 through 7+, it is possible to obtain order-specific data only up to the 7+ birth order category.

**1974–1985:**

- Total births by age of mother in completed years and birth order (biological birth order, including still-births); column on live births by age of mother added. Data by birth order are shown irrespective of marital status of the mother for births up to birth order 10+.

**1996–1991:**

- Live births by age of mother in completed years and birth order, birth orders 1 through 10+ are distinguished.

Examples of the original table layouts as published in the official demographic yearbooks are included in Appendix C (in the original Slovak version with an English translation provided).

The vital statistics records for the years between 1959 and 1985 also included a table on live births by birth order and the ages of the mothers in 5-year age groups. These data can be used for estimating the number of live births by birth order in years when the order-specific data on births by age of mother in completed years are available only for total births.<sup>4</sup>

Available files on individual birth records for the period 1992 to 2007 were used to tabulate live births by Lexis triangles (age and birth cohort of mother) and birth order. A similar table is included in the official vital statistics publications for 1992 to 2007 (also available online at the SO SR website, see the section Additional data sources), however, in a less detailed version.<sup>5</sup>

---

<sup>4</sup> The table layout for these tables for the period 1959 to 1973 is not added to Appendix A as it is too complex to be replicated here. It can be obtained as a Microsoft Excel file upon request.

<sup>5</sup> Vital statistics publications show data on births with open-ended intervals (<15, 50+) and an abridged interval for ages 45–49. Individual data files enable us to show the data in greater detail.

In addition, data on total births and live births by calendar months were added to the database. Counts of total births by calendar months cover the period 1925 to 1985. Since 1986 live births by calendar months have been available.

### **3 Population count data**

#### **Population count data by age**

The annual age structure of women for the years 1950 to 2007 is taken from the Human Mortality Database (HMD); for reference see file 'About mortality data for the Slovak Republic' at the HMD websites [www.mortality.org](http://www.mortality.org) and [www.humanmortality.de](http://www.humanmortality.de) (Mészáros and Jasilionis 2007).

Official mid-year population counts of women by age are available for the periods 1925 to 1934 and 1946 to 1949. These data cover all women aged 10 to 55 years. All data are published in completed years of age. Prior to the March 1950 Census, post-WW2 population estimates were reconstructed from the registers of the population that were provided with food stamps. War losses, migration and post war population transfers might affect the quality of population data for the period 1946 to 1949. Population transfers between Czechoslovakia and Hungary took place shortly after WW2. According to one estimate, about 72,000 inhabitants were transferred from Hungary to Slovakia and almost 90,000 were transferred from Slovakia to Hungary (see Vaňo 2001, pp.6-7). In addition, there was a notable migration from Slovakia to the border areas of the Czech Republic, from which a sizeable population of Germans was forced to migrate to Germany. According to the official registration, 110,254 inhabitants of Slovakia moved to settle the Czech borderland between 1 May 1945 and 22 May 1947 (Vaňo 2001, pp.1-14).

The State Statistical Office and later the Statistical Office of the Slovak Republic produced a series of post-census population estimates for the inter-census periods (for a greater level of detail see Mészáros and Jasilionis 2007).

## Population count data by age, cohort and birth order

The distribution of women by the number of live born children is available from the census data. Women aged 15 and over are obliged to report the number of live born children they have ever had as well as the number of children they have had in their current marriage.<sup>6</sup> For the purpose of the HFD, data from the censuses of 1961, 1980, 1991 and 2001 are used.<sup>7</sup> Censuses that took place in the period 1961 to 2001 were conducted on the basis of the resident population. ‘Resident population’ refers to people who are officially registered as permanent residents whether or not they were at their place of residence at the time of the census (Mészáros and Jasilionis 2007).

Data on the number of women by the number of live born children have been collected since the census of 1930. However, the results for the 1930 census were published for Slovakia and Ruthenia together. Furthermore, the censuses of 1930 and 1950 were based on the concept of population present at the time of the census rather than resident population as used later. Data from these two are not incorporated into the Human Fertility Database.<sup>8</sup>

**Table 2: Description of data: Women by parity, censuses 1961, 1980, 1991 and 2001**

Census date	Age of women	Birth cohort	Parity (number of children)	Unknown cases
1.3.1961	15, 16, 17, ...95+	–	0, 1, 2, ... 15+	1,0 %
1.11.1980	15, 16, 17, ... 65-69, 70-74, ... 100+	–	0, 1, 2, ... 10+	1,7 %
3.3.1991	15, 16, 17, ... 65-69, 70-74, ... 100+	–	0, 1, 2, ... 10+	1,8 %
26.5.2001	–	1986, 1987, ... 1920	0, 1, 2, ... 10+	10,7 %

<sup>6</sup> Women had to fill in a question on “the number of all live born children” they ever had. The phrasing of the question was the same through period 1961 to 1991. In 2001 the question was changed to indicate “the number of live born children”. For more details, including the originals of the census questionnaires since 1921, visit <http://sodb.infostat.sk/sodb/index.htm> (Slovak and English versions).

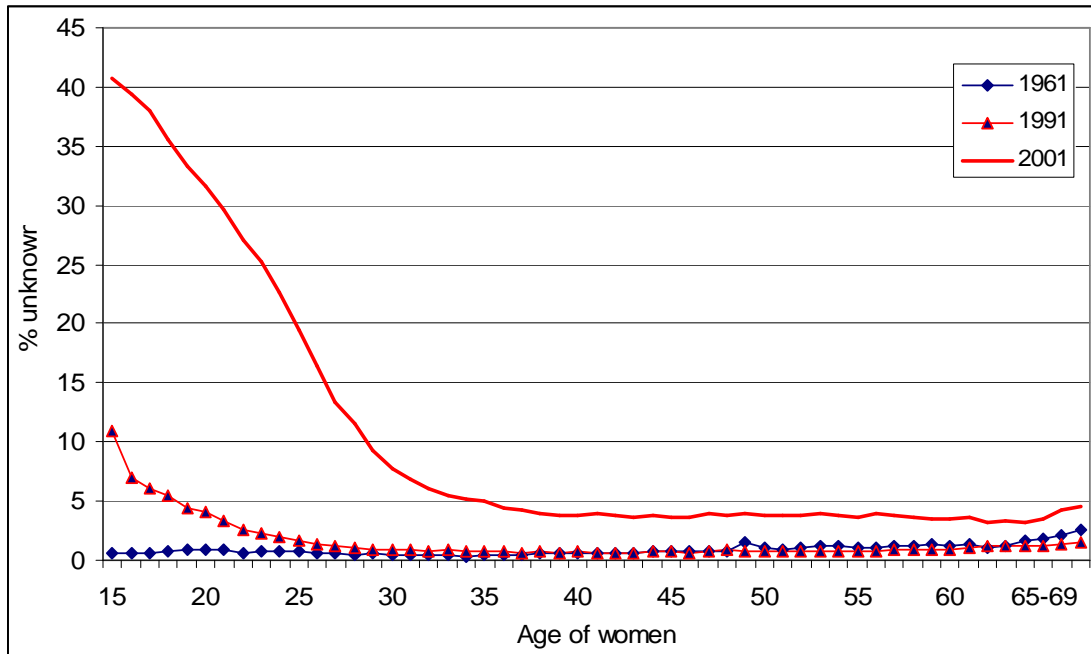
<sup>7</sup> Later, the 1970 census data will be also incorporated in the HFD.

<sup>8</sup> For the history of the censuses in the territory of the Slovak Republic see the documentation of the data on Slovakia in the Human Mortality Database (Mészáros and Jasilionis 2007).

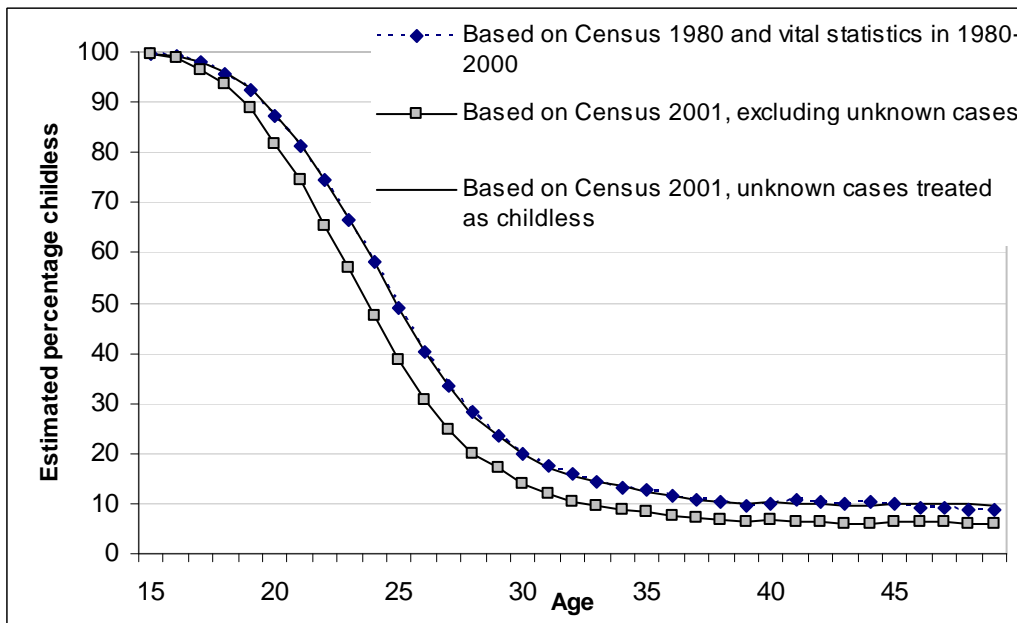
The distributions of women by the number of all live-born children and age are available from the censuses of 1961, 1970, 1980, and 1991. The table from the 2001 census displays the structure of female birth cohorts by number of all live born children.

Data from the 1961, 1980 and 1991 censuses show a low proportion of women with an unreported number of children (unknown) when compared to the 2001 census (Figure 1). In 2001, the proportion of unknown cases ranged between 3 and 5 % at ages 35 to 89, but reached considerably higher values for younger ages, peaking at over 40 % among women aged 15. It is very likely that a large majority of women who did not report their number of children in 2001 were childless. In fact, when women with unknown number of children in 2001 are added to those reported as childless, completed fertility rates and parity distributions are practically identical with the estimations based on the 1980 census combined with the vital statistics data for the period 1980 to 2001 (see estimates of childlessness in Figure 2). Since the 2001 census data produced downward-biased estimates of childlessness when disregarding unknown cases, these data should be used in the HFD computations only when all the women with an unknown number of children are assumed to be childless.

**Figure 1: Proportion of women with an unknown number of live born children, by age. 1961, 1991 and 2001 censuses**



**Figure 2: Estimated percentage of childless women by age on 1 January 2001, using different estimates based on the 1980 and 2001 censuses and vital statistics data**



**Note:** Data computed by Tomáš Sobotka, Ph.D. Research scientist at the Vienna Institute of Demography of the Austrian Academy of Sciences

## 4 Specific details

### Definitions of live birth and stillbirth

Different definitions of live birth have been applied during the period 1925 to 2007, which have influenced the number and proportion of live births in the vital statistics. These definitions are relevant to the data in the HFD since the data on total births (not on live births) by birth order and completed age of mother are available until 1985.

#### *Definition of live birth before 1948*

Live birth was defined as any foetus showing signs of life - a heartbeat or breathing. Any foetuses delivered after a gestation period of 28 weeks showing no signs of life were considered stillbirths (Mészáros and Jasilionis 2007).

#### *Definition of live birth valid from 1949 until 31 October 1952*

Live birth was defined as any foetus showing signs of life - a heartbeat or breathing. Foetuses showing no signs of life and weighing more than 400 g were registered as stillbirths. Those having a birth weight below 400 g were considered spontaneous abortions (Mészáros and Jasilionis 2007).

#### *Definition of live birth valid from 1 January 1953 to 31 December 1964*

Live birth was defined as a birth of foetus that showed signs of life (breathing or heartbeat), born after a 28 week gestation period, longer than 35 cm and weighing at least 1000 g. All foetuses which did not meet the criteria of live birth, but survived at least 24 hours were considered live births. Those surviving less than 24 hours were registered as spontaneous abortions.

#### *WHO definition of live birth was valid during 1 January 1965 to 28 February 1988*

Live birth refers to the complete expulsion or extraction from its mother of a product of conception, irrespective of the duration of the pregnancy, which, after such separation, breathes or shows any other evidence of life – e.g. beating of the heart, pulsation of the umbilical cord or definite movement of voluntary muscles – whether or not the umbilical

cord has been cut or the placenta is attached. Each product of such a birth is considered live born.

*Definition of live birth valid since 1 March 1988*

Live birth refers to the complete expulsion or extraction from its mother of a product of conception, irrespective of the duration of the pregnancy, which, after such separation, breathes or shows any other evidence of life – e.g. beating of the heart, pulsation of the umbilical cord or definite movement of voluntary muscles – whether or not the umbilical cord has been cut or the placenta is attached. Each product of such a birth is considered live born if the weight at birth is at minimum 500 g or if a weight at birth is below 499 g and the child survives 24 hours.

*Definition of stillbirth valid since 1 March 1988*

Stillbirth refers to the complete expulsion or extraction from its mother of a product of conception, which, after such separation does not show any evidence of life and which has a birth weight of 1000 g or more.

## **Age**

The age of the mother was recorded in completed years throughout the period from 1946 to 2007. It is possible that a rounding of the age to 40 or 45 (age heaping) may have influenced the observed number of births in the 1940s and 1950s.

## **Birth order**

The Czechoslovak statistics distinguished between ‘birth order’ and ‘birth order within the current marriage’ in the vital statistics publications of the period 1919 to 1937. ‘Birth order’ always refers to biological (true) birth order of a child to the mother. When used, birth order within current marriage is always explicitly specified in the table.

Total births have been tabulated by birth order and age of mother in completed years since 1925. A similar tabulation for live births by birth order and age of mother has been available only since 1986.

### **Data quality issues**

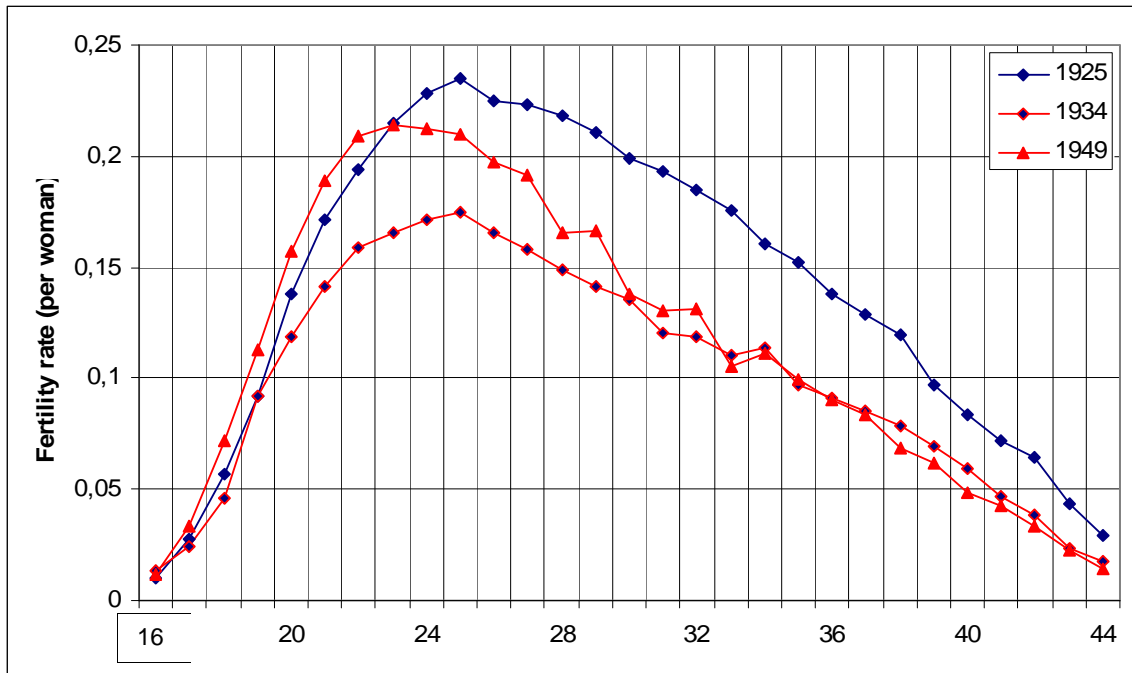
Use of post-census estimates produces inconsistencies in the population trends, mainly due to under-registered emigration. This issue is discussed in greater detail in Mészáros and Jasilionis (2007).

Data on births are considered complete during the period 1925 to 1937 and since 1946. However, there may be problems in the population age-structure data and birth counts, particularly in the period 1946 to 1949, when post-war statistics of the population might have been affected by unregistered migration after WW2 (see above). The first post-war census was held in 1950. Until 1949, age-specific fertility rates<sup>9</sup> show uneven profiles (Figure 3). It seems that age-heaping is not a serious problem in the population count data (Figure 4). However, it is possible that age-heaping may be a problem in birth count data during the period from 1925 to 1949.

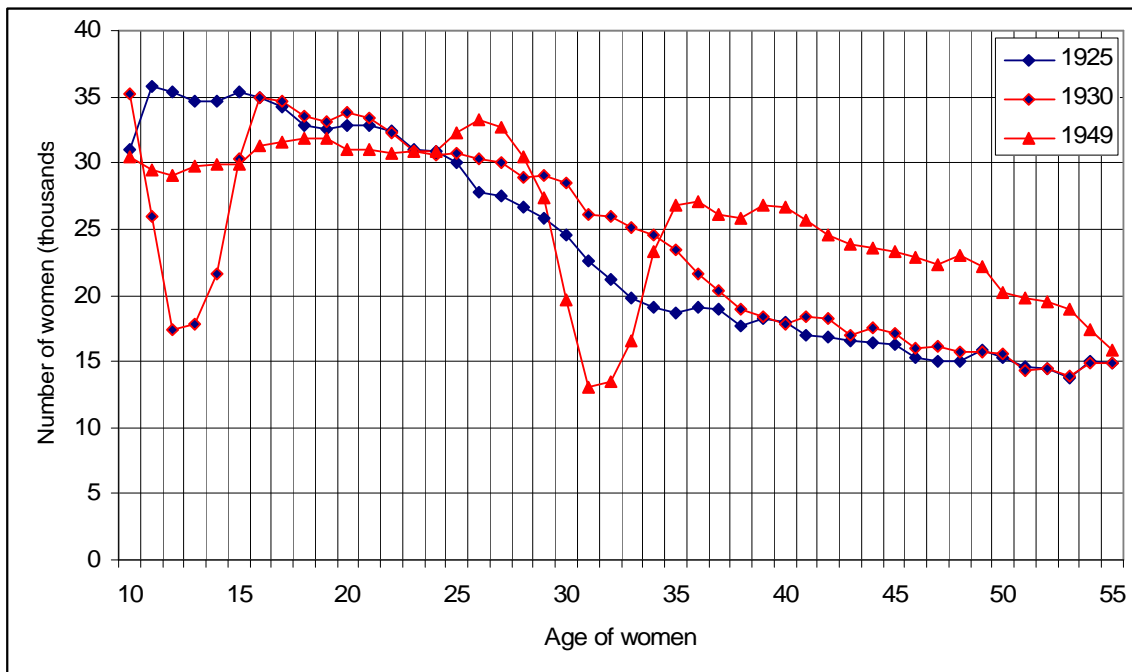
---

<sup>9</sup> Fertility rates were computed using birth counts from the vital statistics publication and the reconstructed population age structure published by the Federal Statistical Office (see Appendix B for references).

**Figure 3: Age-specific fertility rates, Slovakia 1925, 1934 and 1949**



**Figure 4: Women by single years of age, 1925, 1934 and 1949**



The final problem to be considered is the quality of the census data on the parity distribution of women. The distribution of women by number of live born children shows a high number of unreported cases in the 2001 census (see Table 2 and Figure 1). This high proportion of women with an unknown number of children, especially in the age range 15 to 30, may be due to the phrasing of the question in the census questionnaire not being clear.

## **Acknowledgements**

The contributions of the following people are acknowledged:

Branislav Šprocha from the Demographic Research Centre in Bratislava for his extensive help with data documentation and the preparation of the data series for the period 1925 to 1937; and

Tomáš Fiala from Vysoká škola ekonomická v Praze for making part of his personal database accessible for the purpose of cross-checking some data series.

## **References**

FSU. (1978). Retrospektivní lexikon obcí ČSSR 1850-1970 [Retrospective lexicon of municipalities of the Czechoslovak Socialist Republic 1850-1970], volume I/1, Federal Statistical Office, Prague.

Mészáros, J and Jasilionis, D. (2007). "About mortality data for the Slovak Republic."

Documentation report for the Human Mortality Database. Available online at:

[www.mortality.org](http://www.mortality.org) and [www.humanmortality.de](http://www.humanmortality.de)

Vaňo, B. (ed.) (2001). Population of Slovakia 1945-2000. Bratislava: INFostat-VDC

Available at: <http://www.infostat.sk/vdc/pdf/obyv452000eng.pdf>

## APPENDIX A

### Additional data sources

This section summarizes the important publications on fertility trends and data in Slovakia for the purposes of the Human Fertility Collection. The listed publications are split into those on fertility in Slovakia in English (mostly monographs on population development, regional data on fertility, population forecasts for Slovakia of local provenance) and the most relevant publications on fertility in the Czech or Slovak languages (demographic handbooks containing long data series, papers from journals and monographs).

Most publications included in the list are in English. Important publications in the Czech or Slovak languages are added as well. Most publications relate primarily to the period after 1990. Most publications on demographic trends are available at the website of the Demographic Research Centre (VDC)<sup>10</sup>. This institution was established in 2001 and is the only institution in Slovakia conducting systematic research on the population and demography. The list of additional data sources begins with data available online and continues with publications that are available in English or in the Czech or Slovak languages only.

#### *Publications in English*

The Demographic Research Centre publishes a summary analytical publication on population developments in Slovakia every second year. The publication is available online in an English version. The chapter on fertility contains the main fertility indicators in tables and graphs covering the whole country. In some volumes, selected data for NUTS 2 regions are included in the form of a summary table. Also, some publications contain a separate chapter on international comparisons. Publications on population trends in Slovakia cover indicators since 1980, 1985 or 1990 (depending on the year of

---

<sup>10</sup> [www.infostat.sk/vdc](http://www.infostat.sk/vdc)

publication). In addition to this regular publication series, the VDC produced special publications summarizing population trends for the periods 1918 to 1938 and 1950 to 2000.

Srb, V. (2002). Population of Slovakia 1918-1938. Bratislava: INFOSTAT-VDC  
Chapter 7. Natural change of population, pp.14-15 (basic indicators of fertility in aggregate periods, TFR, general fertility rate, fertility rates by 5-year age groups)

Available at: <http://www.infostat.sk/vdc/pdf/obyv1838eng.pdf>

Vaňo, B. (ed.) (2001). Population of Slovakia 1945-2000. Bratislava: INFOSTAT-VDC  
Chapter 2. Fertility, pp.19-20, Summary tables 2.8, 2.9 and 2.10 in appendix (number of births, crude birth rate, TFR, mean ages, fertility rates by 5 year age groups and number of birth by birth order, 1950-2000)

Available at: <http://www.infostat.sk/vdc/pdf/obyv452000eng.pdf>

Vaňo, B. (ed.) (2001). Population development in the Slovak Republic in 1999.  
Bratislava: INFOSTAT-VDC  
Chapter 4. Natality, pp.33-40

Available at: <http://www.infostat.sk/vdc/pdf/popdev.pdf>

Vaňo, B. (ed.) (2003). Population development in the Slovak Republic in 2002.  
Bratislava: INFOSTAT-VDC  
Chapter 4. Natality, pp.23-30

Available at: <http://www.infostat.sk/vdc/pdf/popul2002en.pdf>

Vaňo, B. (ed.) (2005). Population development in the Slovak Republic in 2004.  
Bratislava: INFOSTAT-VDC  
Chapter 3. Natality, pp.25-32

Available at: <http://www.infostat.sk/vdc/pdf/popul2004eng.pdf>

Vaňo, B. (ed.) (2007). Population development in the Slovak Republic in 2006.  
Bratislava: INFOSTAT-VDC

Chapter 3. Fertility, pp.19-28

Available at: <http://www.infostat.sk/vdc/pdf/Popdev2006eng.pdf>

In addition to the publication on population developments in Slovakia, VDC published two similar publications on population development for the regions of Slovakia. The regional level of detail is NUTS 3 and in addition to the chapters containing graphs, maps and tables more detailed data series are available in the tables in the appendix.

Jurčová, D. (ed.) (2003). Population in the regions of Slovakia 2001. Bratislava: INFOSTAT-VDC

Chapter 3. Fertility, pp.23-34, Annex 3: Fertility indicators in the regions in the years 1993, 1997 and 2001

Available at: <http://www.infostat.sk/vdc/pdf/populregfinalenR.pdf>

Jurčová, D. (ed.) (2006). Population in the regions of Slovakia 2005. Bratislava: INFOSTAT-VDC

Chapter 3. Fertility, pp.25-30

Available at: <http://www.infostat.sk/vdc/pdf/populregfinalenR.pdf>

Population projections:

Vaňo, B. (2002). Population projections for Slovakia until 2050. Bratislava: INFOSTAT-VDC.

Available at: <http://www.infostat.sk/vdc/pdf/projection2050vdc.pdf>

Vaňo, B. (2006). Population projections for the districts of Slovakia until 2025. Bratislava: INFOSTAT-VDC.

Available at: <http://www.infostat.sk/vdc/pdf/progokreng.pdf>

Papers published in journals:

Potančoková, M., Vaňo, B., Pilinská, V., Jurčová, D. (2008). "Slovakia: Fertility between tradition and modernity." In: Tomas Frejka, Tomáš Sobotka, Jan M. Hoem, Laurent Toulemon (eds). *Childbearing trends and policies in Europe. Demographic Research, Special Collection 7*, 19(25): 973-1018.

*Publications in Czech or Slovak language*

A series of demographic indicators in a longer time perspective summarize two demographic handbooks published by the Federal Statistical Office and later the Czech Statistical Office.

Kučera, M., Petřík, J. (1982). Demografická příručka [Demographic handbook]. Praha: FSO.

Aleš, M., et al. (1996) Demografická příručka [Demographic handbook]. Praha: CZSO.

Potančoková, M. (2004). Zmena prokreatívneho správania slovenských žien po roku 1990 v transverzálnom a longitudinálnom pohľade [The changing procreative behaviour of Slovak women after 1990 in period and longitudinal perspective]. *Demografie* 3: 177-185.

Pilinská, V. (ed.) (2005). Demografická charakteristika rodiny na Slovensku [Characteristics of the family in Slovakia from the demographic perspective]. Bratislava: INFOSTAT-VDC

Slovak-only version available at: <http://www.infostat.sk/vdc/pdf/rodina2004.pdf>

Bleha, B., Vaňo, B. (2007). Prognóza vývoja obyvateľstva SR do roku 2025 (aktualizácia) [Population projections for Slovakia until 2025 (update)] Bratislava: INFOSTAT-VDC.

Slovak-only version available at: <http://www.infostat.sk/vdc/pdf/prognoza07.pdf>

## APPENDIX B

*References to the birth count data in the vital statistics publications used (1925–1937 and 1946–1991)*

1925–27	Pobyb obyvateľstva v Československé republike v letech 1925-1927 [Vital statistics in the Czechoslovak Republic in the years 1925-1927], SSO, Praha 1932, (Tab. VIII. Pořadí a legitimita narodeného dieťaťa v kombinácii s vekom matčiny v roce 1925-1927 [Birth order and legitimacy status of children born in combination with the age of the mother in 1925-1929]); p. 178, 180, 183
1928–30	Pobyb obyvateľstva v Československé republike v letech 1928-1930 [Vital statistics in the Czechoslovak Republic in the years 1928-1930], SSO, Praha 1936, (Tab. VIIIa, b,c. Poradie a legitimita narodeného dieťaťa v kombinácii s vekom matčiny v roku 1928/1929/1930 [Birth order and legitimacy status of children born in combination with the age of the mother in the years 1928/1929/1930]); p. 124, 126, 128
1931–33	Pobyb obyvateľstva v Československé republike v letech 1931-33 [Vital statistics in the Czechoslovak Republic in the years 1931-1933], SSO, Praha 1938, (Tab. VIII. Pořadí a legitimita narodeného dieťaťa v kombinácii s vekom matčiny v roce 1931 az 1933 [Birth order and legitimacy status of children born in combination with the age of the mother in the years 1931-1933]); p.154, 156, 159
1934–37	Pobyb obyvateľstva v Československé republike v letech 1934-37 [Vital statistics in the Czechoslovak Republic in the years 1934-1937], SSO, Praha 1941, (Tab. IX. . Pořadí a legitimita narodeného dieťaťa v kombinácii s vekom matčiny v roce 1934 az 1937 [Birth order and legitimacy status of children born in combination with the age of the mother in 1934-1937]); p. 197, 199, 201, 204
1946	Pohyb obyvateľstva na Slovensku v rokoch 1945-48 [Vital statistics in Slovakia in the years 1945-1948], SSO, Praha 1959 (table 4: Poradie a legitimita narodeného dieťaťa v kombinácii s vekom matky v roku 1946 [Total births by birth order and legitimacy in combination with the age of the mother in 1946], p. 82)
1947	Pohyb obyvateľstva na Slovensku v rokoch 1945-48, SSO, Praha 1959 (Table 4: Poradie a legitimita narodeného dieťaťa v kombinácii s vekom matky v roku 1947 [Total births by birth order and legitimacy in combination with the age of the mother in 1947], p. 83)
1948	Pohyb obyvateľstva na Slovensku v rokoch 1945-48, SSO, Praha 1959 (Table 4: Poradie a legitimita narodeného dieťaťa v kombinácii s vekom matky v roku 1948 [Total births by birth order and legitimacy in combination with the age of the mother in 1948], p. 84)
1949	Pohyb obyvateľstva v republike československé v roce 1949, SUS, Praha 1955 (Table 5: Narodení v roce 1949 podle legitimacy, pořadí, veku matek a vitality [Total births in 1949 by legitimacy, birth order, age of the mother and vitality], p. 66-67)
1950	Pohyb obyvateľstva v republike československé v roce 1950, SUS, Praha 1955 (Table 5: Narodení v roce 1950 podle legitimacy, pořadí, veku matek a vitality [Total births in 1950 by legitimacy, birth order, age of the mother and vitality], p. 66-67)
1951	Pohyb obyvateľstva v republike československé v roce 1951, SUS, Praha 1956 (Table 5: Narodení v roce 1951 podle legitimacy, pořadí, veku matek a vitality [Total births in 1951 by legitimacy, birth order, age of the mother and vitality], p. 59)
1952	Pohyb obyvateľstva v republike československé v roce 1952, SUS, Praha 1957 (Table 5: Narodení v roce 1952 podle legitimacy, pořadí, veku matek a vitality [Total births in 1952 by legitimacy, birth order, age of the mother and vitality], p. 59)
1953	Pohyb obyvateľstva v republike československé v roce 1953, SUS, Praha 1958 (Table 5: Narodení v roce 1953 podle legitimacy, pořadí, veku matek a vitality [Total births in 1953 by legitimacy, birth order, age of the mother and vitality], p. 61)

1954	Pohyb obyvatelstva v republice československé v roce 1954, SUS, Praha 1958 (Table 4: Narození v roce 1954 podle legitimacy, pořadí, věku matek a vitality [Total births in 1954 by legitimacy, birth order, age of the mother and vitality], p. 64)
1955	Pohyb obyvatelstva v republice československé v roce 1955, SUS, Praha 1959 (Table 4: Narození v roce 1955 podle legitimacy, pořadí, věku matek a vitality [Total births in 1955 by legitimacy, birth order, age of the mother and vitality], p. 54)
1956	Pohyb obyvatelstva v republice československé v roce 1956, SUS, Praha 1959 (Table 4: Narození v roce 1956 podle legitimacy, pořadí, věku matek a vitality [Total births in 1956 by legitimacy, birth order, age of mother and vitality], p. 54)
1957	Pohyb obyvatelstva v republice československé v roce 1957, SUS, Praha 1960 (Table 4: Narození v roce 1957 podle legitimacy, pořadí, věku matek a vitality [Total births in 1957 by legitimacy, birth order, age of mother and vitality], p. 54)
1958	Pohyb obyvatelstva v republice československé v roce 1958, SUS, Praha 1961 (Table 4: Narození v roce 1958 podle legitimacy, pořadí, věku matek a vitality [Total births in 1959 by legitimacy, birth order, age of mother and vitality], p. 54)
1959	Pohyb obyvatelstva v republice československé v roce 1959, SUS, Praha 1961 (Table 5: Narození v roce 1959 podle legitimacy, pořadí, věku matek a vitality [Total births in 1959 by legitimacy, birth order, age of mother and vitality], p. 56)
1960	Pohyb obyvatelstva v ČSSR v roce 1960, Ustřední úřad státní kontroly a statistiky, Praha 1962 (Table 5: Narození v roce 1960 podle legitimacy, pořadí, věku matek a vitality [Total births in 1960 by legitimacy, birth order, age of mother and vitality], p. 48)
1961	Pohyb obyvatelstva v ČSSR v roce 1961, Ustřední komise lidové kontroly a statistiky, Praha 1963 (Table 5: Narození v roce 1961 podle legitimacy, pořadí, věku matek a vitality [Total births in 1961 by legitimacy, birth order, age of mother and vitality], p. 50)
1962	Pohyb obyvatelstva v ČSSR v roce 1962, Ustřední komise lidové kontroly a statistiky, Praha 1965 (Table 5: Narození v roce 1962 podle legitimacy, pořadí, věku matek a vitality [Total births in 1962 by legitimacy, birth order, age of mother and vitality], p. 50)
1963	Pohyb obyvatelstva v ČSSR v roce 1963, Ustřední komise lidové kontroly a statistiky, Praha 1966 (Table 5: Narození v roce 1963 podle legitimacy, pořadí, věku matek a vitality [Total births in 1963 by legitimacy, birth order, age of mother and vitality], p. 50)
1964	Pohyb obyvatelstva v ČSSR v roce 1964, SSU, Praha 1967 (Table 5: Narození v roce 1964 podle legitimacy, pořadí, věku matek a vitality [Total births in 1964 by legitimacy, birth order, age of mother and vitality], p. 50)
1965	Pohyb obyvatelstva v ČSSR v roce 1965, SSU, Praha 1968 (Table 5: Narození v roce 1965 podle legitimacy, pořadí, věku matek a vitality [Total births in 1965 by legitimacy, birth order, age of mother and vitality], p. 50)
1966	Pohyb obyvatelstva v ČSSR v roce 1966, FSO, Praha 1970 (Table 5: Narození v roce 1966 podle legitimacy, pořadí, věku matek a vitality [Total births in 1966 by legitimacy, birth order, age of mother and vitality], p. 56)
1967	Pohyb obyvatelstva v ČSSR v roce 1967, FSO, Praha 1971 (Table 5: Narození v roce 1967 podle legitimacy, pořadí, věku matek a vitality [Total births in 1967 by legitimacy, birth order, age of mother and vitality], p. 56)
1968	Pohyb obyvatelstva v ČSSR v roce 1968, FSO, Praha 1972 (Table 5: Narození v roce 1968 podle legitimacy, pořadí, věku matek a vitality [Total births in 1968 by legitimacy, birth order, age of mother and vitality], p. 56)
1969	Pohyb obyvatelstva v ČSSR v roce 1969, FSO, Praha 1973 (Table 5: Narození v roce 1969 podle legitimacy, pořadí, věku matek a vitality [Total births in 1969 by legitimacy, birth order, age of mother and vitality], p. 56)
1970	Pohyb obyvatelstva v ČSSR v roce 1970, FSO, Praha 1973 (Table 5: Narození v roce 1970 podle legitimacy, pořadí, věku matek a vitality [Total births in 1970 by legitimacy, birth order, age of mother and vitality], p. 56)
1971	Pohyb obyvatelstva v ČSSR v roce 1971, FSO, Praha 1974 (Table 5: Narození v roce 1971 podle legitimacy, pořadí, věku matek a vitality [Total births in 1971 by legitimacy, birth order, age of mother and vitality], p. 64)

1972	Pohyb obyvatelstva v ČSSR v roce 1972, FSO, Praha 1975 (Table 5: Narození v roce 1972 podle legitimacy, pořadí, věku matek a vitality [Total births in 1972 by legitimacy, birth order, age of mother and vitality], p. 64)
1973	Pohyb obyvatelstva v ČSSR v roce 1973, FSO, Praha 1976 (Table 5: Narození v roce 1973 podle legitimacy, pořadí, věku matek a vitality [Total births in 1973 by legitimacy, birth order, age of mother and vitality], p. 64)
1974	Pohyb obyvatelstva v SSR v roce 1974, SSO, Bratislava 1977 (Table 5a: Narození podle pořadí, vitality a věku matky [Total births by order, vitality and age of mother], p. 71)
1975	Pohyb obyvatelstva v SSR v roce 1975, SSO, Bratislava 1978 (Table 5a: Narození podle pořadí, vitality a věku matky [Total births by order, vitality and age of mother], p. 71)
1976	Pohyb obyvatelstva v SSR v roce 1976, SSO, Bratislava 1979 (Table 5a: Narození podle pořadí, vitality a věku matky [Total births by order, vitality and age of mother], p. 83)
1977	Pohyb obyvatelstva v SSR v roce 1977, SSO, Bratislava 1979 (Table 5a: Narození podle pořadí, vitality a věku matky [Total births by order, vitality and age of mother], p. 75)
1978	Pohyb obyvatelstva v SSR v roce 1978, SSO, Bratislava 1980 (Table 5a: Narození podle pořadí, vitality a věku matky [Total births by order, vitality and age of mother], p. 75)
1979	Pohyb obyvatelstva v SSR v roce 1979, SSO, Bratislava 1980 (Table 5a: Narození podle pořadí, vitality a věku matky [Total births by order, vitality and age of mother], p. 75)
1980	Pohyb obyvatelstva v SSR v roce 1980, SSO, Bratislava 1981 (Table 5a: Narození podle pořadí, vitality a věku matky [Total births by order, vitality and age of mother], p. 78)
1981	Pohyb obyvatelstva v SSR v roce 1981, SSO, Bratislava 1982 (Table 5a: Narození podle pořadí, vitality a věku matky [Total births by order, vitality and age of mother], p. 78)
1982	Pohyb obyvatelstva v SSR v roce 1982, SSO, Bratislava 1983 (Table 5a: Narození podle pořadí, vitality a věku matky [Total births by order, vitality and age of mother], p. 78)
1983	Pohyb obyvatelstva v SSR v roce 1983, SSO, Bratislava 1984 (Table 5a: Narození podle pořadí, vitality a věku matky [Total births by order, vitality and age of mother], p. 78)
1984	Pohyb obyvatelstva v SSR v roce 1984, SSO, Bratislava 1985 (Table 5a: Narození podle pořadí, vitality a věku matky [total births by order, vitality and age of mother], p. 78)
1985	Pohyb obyvatelstva v SSR v roce 1985, SSO, Bratislava 1986 (Table 5a: Narození podle pořadí, vitality a věku matky [Total births by order, vitality and age of mother], p. 78)
1986	Pohyb obyvatelstva ČSSR v roce 1986, FSO, Praha 1988 (Table D.10.01: Živě narození podle pořadí, pohlaví a věku matky [Live births by order, sex and age of mother], p. 169)
1987	Pohyb obyvatelstva ČSSR v roce 1987, FSO, Praha 1989 (Table D.10.01: Živě narození podle pořadí, pohlaví a věku matky [Live births by order, sex and age of mother], p. 165)
1988	Pohyb obyvatelstva ČSSR v roce 1988, FSO, Praha 1989 (Table D.10.01: Živě narození podle pořadí, pohlaví a věku matky [Live births by order, sex and age of mother], p. 165)
1989	Pohyb obyvatelstva ČSFR v roce 1989, FSO, Praha 1990 (Table D.10.01: Živě narození podle pořadí, pohlaví a věku matky [Live births by order, sex and age of mother], p. 165)
1990	Pohyb obyvatelstva ČSFR v roce 1990, FSO, Praha 1991 (Table D.10.01: Živě narození podle pořadí, pohlaví a věku matky [Live births by order, sex and age of mother], p. 151)
1991	Pohyb obyvatelstva ČSFR v roce 1991, FSO, Praha 1993 (Table D.10.01: Živě narození podle pořadí, pohlaví a věku matky [Live births by order, sex and age of mother], p. 149)
1992-2007	Files on individual birth records 1992–2007, Statistical Office of the Slovak Republic. (Tabulations by the author.)

*References to the counts of women by single age, 1925-1934, 1946-1949*

1925-1937	<i>Věkové složení obyvatelstva v letech 1920 - 1937 a 1945-1979 (ČSSR, ČSR, SSR), Český statistický úřad, Praha 1981 [Population age structure in the years 1920 - 1937 and 1945 - 1949 (Czechoslovakia, the Czech Republic and the Slovak Republic), Table: Vekove slozeni obyvatelstva k 1.7, pp.14-39 [population age structure on 1 July]</i>
1946-1949	<i>Věkové složení obyvatelstva v letech 1920 - 1937 a 1945-1979 (ČSSR, ČSR, SSR), Český statistický úřad, Praha 1981 [Population age structure in the years 1920-1937 and 1945 - 1949 (Czechoslovakia, the Czech Republic and the Slovak Republic), Table: Vekove slozeni obyvatelstva k 1.7, pp.42-49 [population age structure on 1 July]</i>

*References to the exposure population tables in publications from the censuses (1961, 1980, 1991, 2001)*

1961	Sčítání lidu, domů a bytů v Československé socialistické republice k 1. březnu 1961: Díl 1 Demografické charakteristiky obyvatelstva [Census of the population and households in the Czechoslovak Republic on 1 March 1961: Part 1. Demographic characteristics of population.], Ústřední komise lidové kontroly a statistiky, Praha 1965 (Table 1. Úhrn všech žen podle jednotek věku a počtu všech živě narozených dětí, data za slovenské kraje [Table 1. All women by single age groups and number of all live born children, data for Slovak regions]), pp.70-71
1980	Sčítání lidu, domů a bytů 1991. Plodnost žen. [Census of the population and households 1980. Fertility of women.] FSU, Praha 1982 (Table 750/1: Bydlící ženy podle počtu všech živě narozených dětí, podle jednotek věku a podle rodinného stavu a typu obce. [Resident women by number of all live born children, by single age groups, marital status and type of municipality]), pp.53-54
1991	Sčítanie ľudu, domov a bytov 1991. Plodnosť žien, Slovenská republika [Census of the population and households 1991. Fertility of women, the Slovak Republic.] FSU, SSO, Bratislava 1992 (Table 750/2: Bývajúce ženy podľa počtu všetkých narodených detí, podľa jednotiek veku a podľa rodinného stavu a poradia manželstva [Resident women by number of all live born children, by single age groups, marital status and order of marriage]), p. 11-12
2001	Files on individual birth records 1992–2007, Statistical Office of the Slovak Republic.

## **APPENDIX C**

Examples of the original table layouts (including their translation to English)

These layouts are also included in each Excel file with the data.

**Table VIII. layout 1925-1927 (original)**

Vek matcin v dokoncenych letech	Uhmny pocet narozenych	Poradi narozeneho ditete																					
		manzelskeho														nemanzelskeho							
		1.	2.	3.	4.	5.	6.	7.	8.	9.	10.	11.-12.	13.-14.	15. a vyssi	nezname	1.	2.	3.	4.	5.	6.	7. a vyssi	nezname
1	2	3	4	5	6	7	8	9	10	11	12	13	14	15	16	17	18	19	20	21	22	23	24
Slovensko 1925 (resp. 1926, 1927)																							
16 a menej 17 ... 45 a viac neznamy																							
<b>Uhrnom</b>																							

**Table VIII. layout 1925-1927 (English translation)**

Age of mother in completed years	Total number of births	(True) Birth order of a born child																					
		within marriage														out of marriage							
		1.	2.	3.	4.	5.	6.	7.	8.	9.	10.	11.-12.	13.-14.	15.+	unknown	1.	2.	3.	4.	5.	6.	7. +	unknown
1	2	3	4	5	6	7	8	9	10	11	12	13	14	15	16	17	18	19	20	21	22	23	24
Slovakia 1925 (resp. 1926, 1927)																							
16 and younger 17 ... 45 and older unknown																							
<b>Total</b>																							

**Table VIII. layout 1928-1933 (original)**

Vek matkin v dokončených rokoch	Uhmny počet narodených	Poradie narodeného dieťaťa																					
		manzelskeho														nemanzelskeho							
		1.	2.	3.	4.	5.	6.	7.	8.	9.	10.	11.-12.	13.-14.	15. a vyššie	nezname	1.	2.	3.	4.	5.	6.	7. a vyššie	nezname
1	2	3	4	5	6	7	8	9	10	11	12	13	14	15	16	17	18	19	20	21	22	23	24
Slovensko 1928 (resp. 1929-1933)																							
16 a menej 17 ... 45 a viac neznámy																							
<b>Uhrnom</b>																							

**Table VIII. and IX. Layout 1928-1933 (English translation)**

Age of mother in completed years	Total number of births	(True) Birth order of a born child																					
		within marriage														out of marriage							
		1.	2.	3.	4.	5.	6.	7.	8.	9.	10.	11.-12.	13.-14.	15.+	unknown	1.	2.	3.	4.	5.	6.	7. +	unknown
1	2	3	4	5	6	7	8	9	10	11	12	13	14	15	16	17	18	19	20	21	22	23	24
Slovakia 1925 (resp. 1926, 1927)																							
16 and younger 17 ... 45 and older unknown																							
<b>Total</b>																							

**Table IX. layout 1934-37 (original and English translation)**

Vek matcin	Uhrn narozenych	Poradi manzelsky narozeneho ditete															Poradi nemanzelsky narozeneho ditete										
		1.	2.	3.	4.	5.	6.	7.	8.	9.	10.	11.	12.	13.	14.	15.+	nezname	1.	2.	3.	4.	5.	6.	7.+	nezname		
Slovensko 1934 (resp. 1935, 1936, 1937)																											
-16																											
17																											
18																											
...																											
50+																											
neznamy																											
<b>Uhrnem</b>																											

Age of mother	Total births	(True) Birth order of a marital child															(True) Birth order of an extra-marital child										
		1.	2.	3.	4.	5.	6.	7.	8.	9.	10.	11.	12.	13.	14.	15.+	unknown	1.	2.	3.	4.	5.	6.	7.+	unknown		
Slovakia 1934 (resp. 1935, 1936, 1937)																											
-16																											
17																											
18																											
...																											
50+																											
unknown																											
<b>Total</b>																											

1949-  
1973 Table 5 (4 respectively); original and English translation

Vek matek	Narozeni		Poradi narozenych																									
	uhrnem	z toho zive	v manzelstvi														mimo manzelstvi											
			1	2	3	4	5	6	7	8	9	10	11	12	13	14	15+	nezname	celkem	1	2	3	4	5	6	7+	nezname	celkem
1	2	3	4	5	6	7	8	9	10	11	12	13	14	15	16	17	18	19	20	21	22	23	24	25	26	27	28	29
Slovensko (or Slovenske kraje)																												
-15																												
...																												
50+																												
neznamy																												
Celkem																												

Age of mother	Births		Birth order of total births																									
	Total	Live births	within marriage														out of marriage											
			1	2	3	4	5	6	7	8	9	10	11	12	13	14	15+	unknown	Total	1	2	3	4	5	6	7+	unknown	Total
1	2	3	4	5	6	7	8	9	10	11	12	13	14	15	16	17	18	19	20	21	22	23	24	25	26	27	28	29
Slovensko (or Slovenske kraje)																												
-15																												
...																												
50+																												
unknown																												
Total																												

1946-48 Table 4 layout (original and English translation)

Vek matky	Narodeni dovedna	Poradie dietata																									
		manzelskeho																	Nemanzelskeho								
		1	2	3	4	5	6	7	8	9	10	11	12	13	14	15+	nezname	spolu	1	2	3	4	5	6	7+	nezname	spolu
a	1	2	3	4	5	6	7	8	9	10	11	12	13	14	15	16	17	18	19	20	21	22	23	24	25	26	27

-15  
...  
50+  
neznamy  
Spolu

Age of mother	Total births	Birth order																									
		within marriage																	out of marriage								
		1	2	3	4	5	6	7	8	9	10	11	12	13	14	15+	unknown	total	1	2	3	4	5	6	7+	unknown	total
a	1	2	3	4	5	6	7	8	9	10	11	12	13	14	15	16	17	18	19	20	21	22	23	24	25	26	27

-15  
...  
50+  
unknown  
Total

1974-1985 Table 5a layout (original and English translation)

VEK MATKY	UHRN	PORADI NAROZENYCH										NEZJ.	ZIVE NAROZENI
		1	2	3	4	5	6	7	8	9	10+		
A	1	2	3	4	5	6	7	8	9	10	11	12	13

CELKEM

-15

...

44

45-49

50+

NEZNAMY

---

Age of mother	Total	Birth order										Unknown	Live births
		1	2	3	4	5	6	7	8	9	10+		
A	1	2	3	4	5	6	7	8	9	10	11	12	13

Total

-15

...

44

45-49

50+

Unknown

---

1986-1991 Table D.10.01 layout (original and English translation)

VEK MATKY	ZIVE NAROZENI PODLE PORADI A POHLAVI												
	CELKEM	V TOM		PORADI NAROZENYCH									
		CHLAPCI	DEVCATA	1	2	3	4	5	6	7	8	9	10+
A	1	2	3	4	5	6	7	8	9	10	11	12	13
CELKEM													
15-49													
...													
50+													

AGE OF MOTHER	LIVE BIRTHS BY BIRTH ORDER AND SEX												
	TOTAL	OUT OF TOTAL		BIRTH ORDER									
		BOYS	GIRLS	1	2	3	4	5	6	7	8	9	10+
A	1	2	3	4	5	6	7	8	9	10	11	12	13
TOTAL													
15-49													
...													
50+													

**1974-1985 Table 4a and 4c layout (original)**

Note: Table layout is the same, only the table heading differs (4a displays live births within marriage, table 4c live births out of marriage)

POHLAVI, VEK MATKY	UHRN	PORADI NAROZENYCH										
		1	2	3	4	5	6	7	8	9	10+	NEZJ.
A	1	2	3	4	5	6	7	8	9	10	11	12

uhrnem

Z toho chlapci

devcata

VEK MATKY

-15

15-19

45-49

50+

Nezj.

Chlapci

VEK MATKY

-15

15-19

45-49

50+

Nezj.

Devcata

VEK MATKY

-15

15-19

45-49

50+

Nezj.

**1974-1985 Table 4a and 4c layout (English translation)**

Sex, age of mother	Total	True birth order										
		1	2	3	4	5	6	7	8	9	10+	Unknown
A	1	2	3	4	5	6	7	8	9	10	11	12

Total

Out of total Boys

Girls

Age of mother

-15

15-19

45-49

50+

Unknown

Boys

Age of mother

-15

15-19

45-49

50+

Unknown

Girls

Age of mother

-15

15-19

45-49

50+

Unknown