



Perceived impact of family policies on fertility behaviour among childless people and one-child parents:

Results of the Population Policy Acceptance Study (PPAS)

Tineke Fokkema & Ingrid Esveldt
Netherlands Interdisciplinary Demographic Institute
The Hague

fokkema@nidi.nl

esveldt@nidi.nl

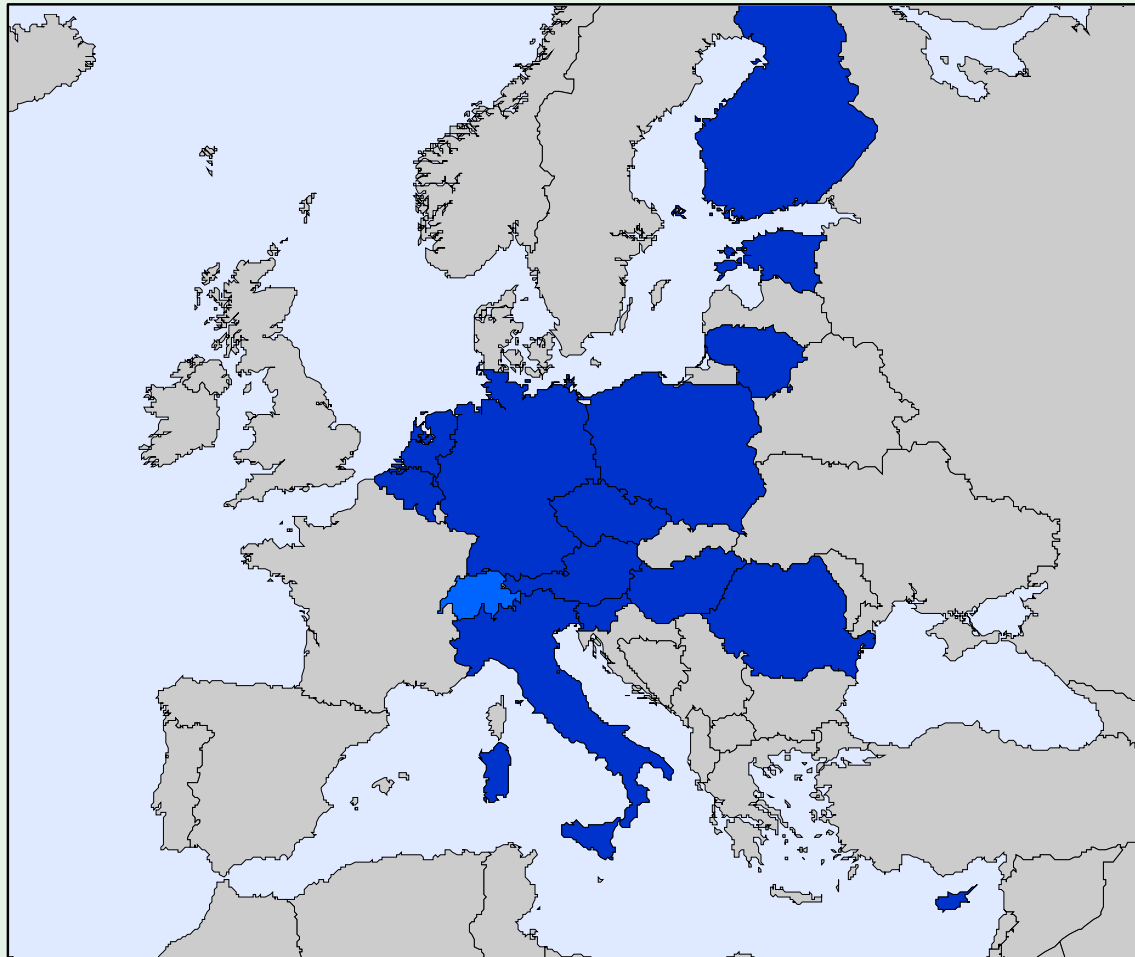


Research questions

- **How do people estimate the impact of family policy measures they prefer on their intended timing and number of children?**
- **Is there a link between people's perceived impact and the fertility level of the country they are living in?**
- **Which additional socio-demographic characteristics influence people's estimation of the impact?**



PPAS/DIALOG-Countries



- Netherlands
- Belgium
- Germany
- Italy*
- Cyprus*
- Austria
- Finland
- Estonia
- Lithuania
- Poland
- Czech Republic
- Slovenia
- Hungary
- Romania
- Switzerland*



Total Fertility Level in the PPAS-countries

Moderate: > 1.5

Low: 1.3 – 1.5

Lowest: <= 1.3

**Belgium
Finland
Netherlands**

**Austria
Estonia
Western Germany**

**Czech Republic
Eastern Germany
Hungary
Lithuania
Poland
Romania
Slovenia**



Total sample size **35,377**

Selections

Countries excluded: IT, CY

Respondents:

- childless people**
- one-child parents**
- aged 20-44**

Final sample size **9,101**

- childless people **6,124**

- one-child parents **2,977**



Financial measures

- improved parental leave
- lower income tax for families
- income-related family allowance
- allowance at birth
- increased child allowance
- home care allowance

Institutional measures

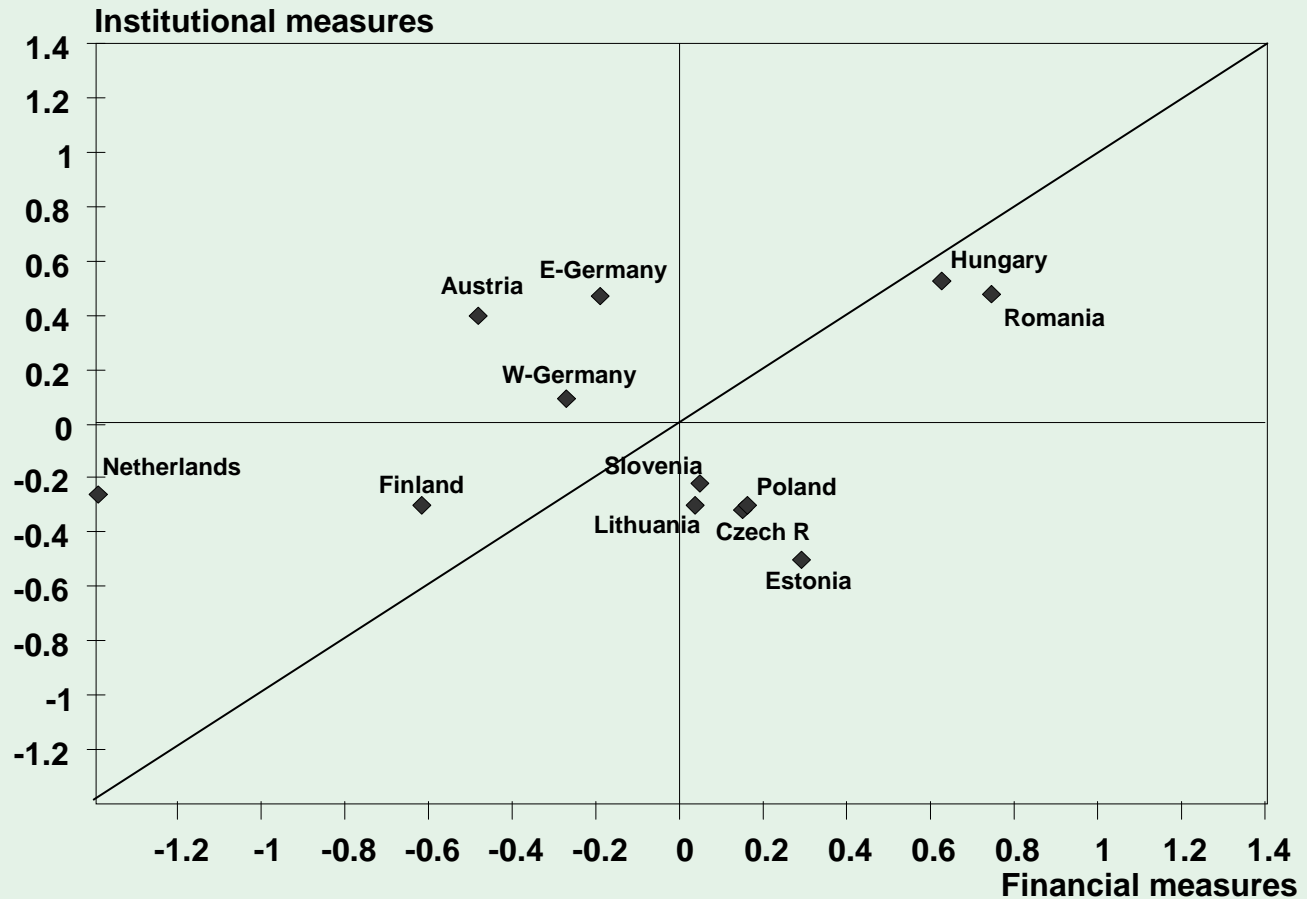
- improved day-care for children <3 years
- care facilities for school-age children
- flexible working time
- part-time work

Other

- decrease cost of education
- better housing for families



Childless people

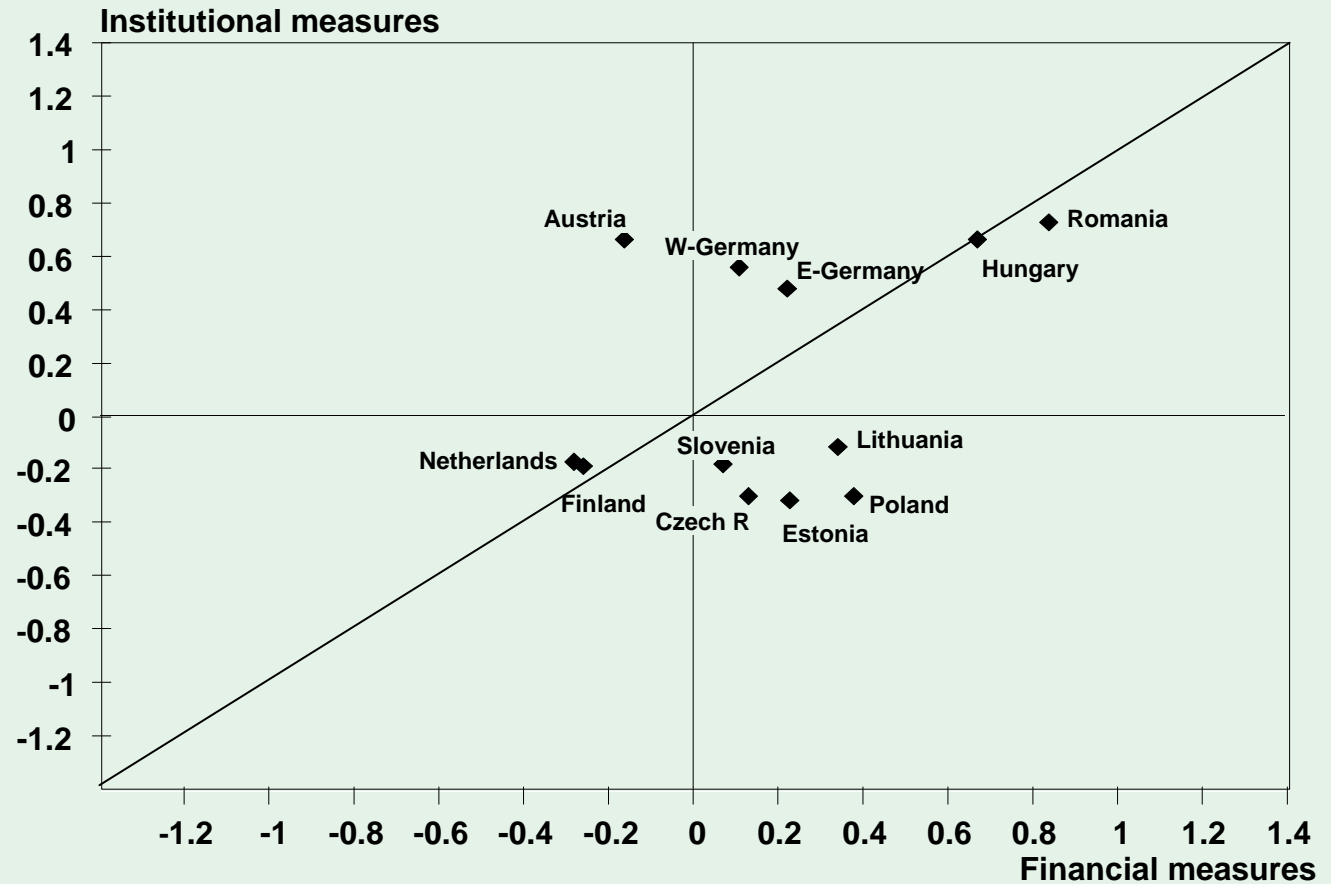


Financial measures: improved parental leave, lower tax for families, income-related family allowance, allowance at birth, increased child allowance, home care allowance

Institutional measures: improved day-care <3 yrs, care facilities for school-age children, flexible working time, part-time work



One-child parents



Financial measures: improved parental leave, lower tax, income-dependent allowance, allowance at birth, child allowance, allowance for home care

Institutional measures: day-care <3 yrs, care facilities for school-age children, flexible working hours, part-time work



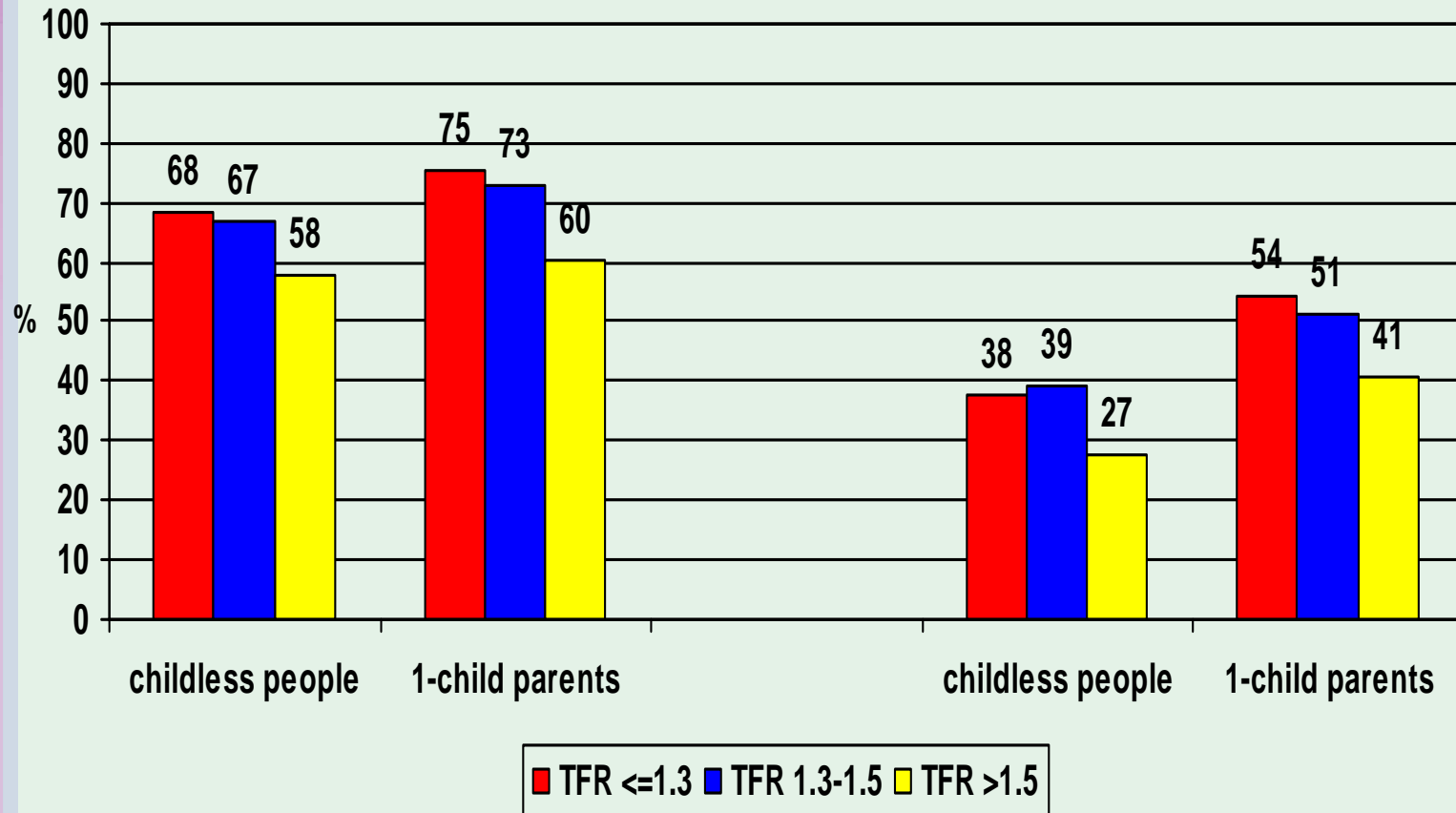
Statements

- **It would be easier for me to have the number of children I intend to have**
- **It would enable me to have my next child sooner**
- **I would reconsider the possibility of having a(nother) child**
- **I would probably decide to have a(nother) child**



easier to have the intended # of children

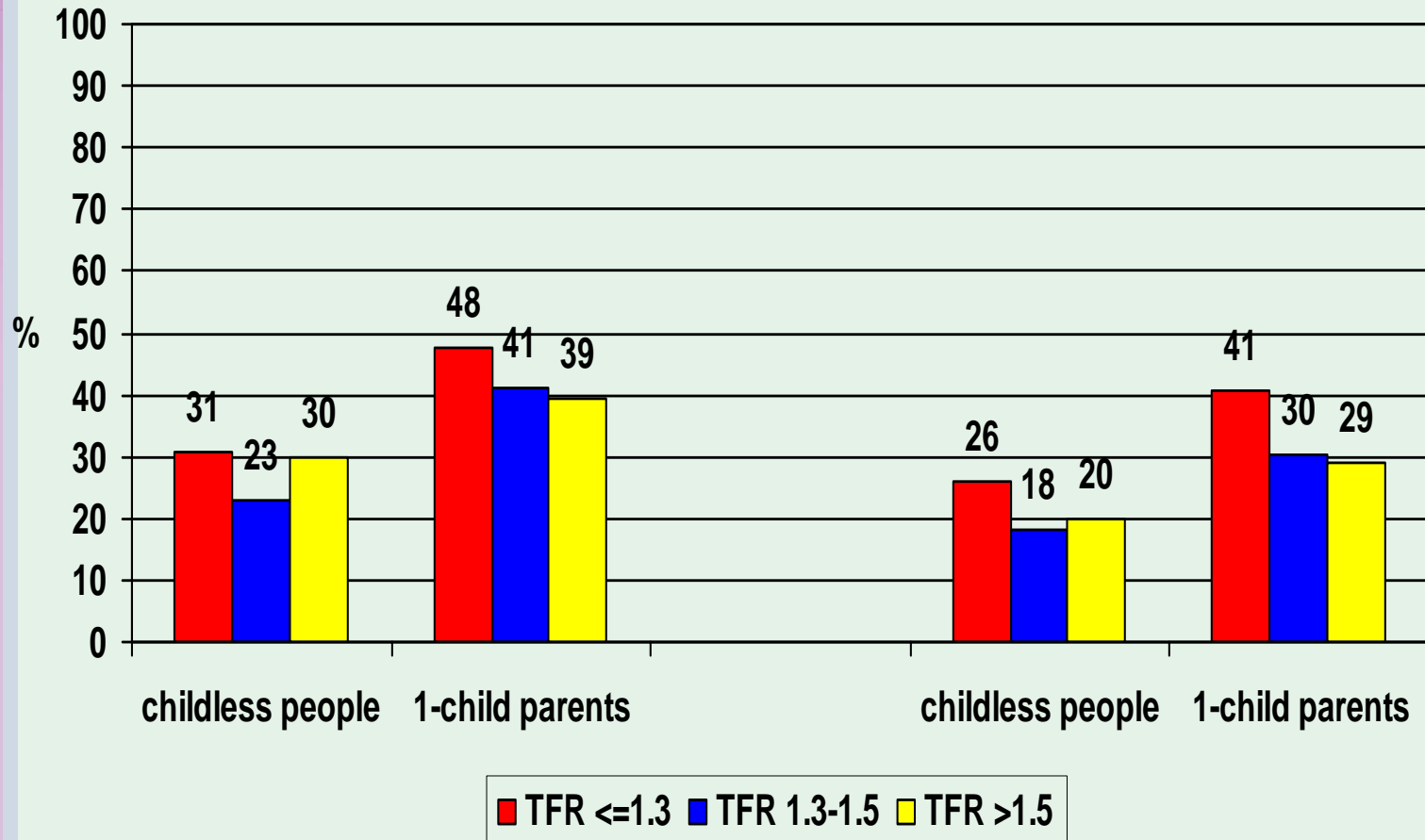
1st/2nd child sooner





Reconsider having a first/second child

Probably decide having a first/second child





Logistic regression of the potential impact of family policies on fertility behaviour

0=disagree, 1=agree		CHILDLESS PEOPLE				1-CHILD PARENTS			
	Statement:	1	2	3	4	1	2	3	4
Gender (male = ref)	female	0	0	0	0	0	0	0	0
Age (20-24 = ref)	25-29	0	0	0	0	0	0	0	0
	30-34	--	0	0	0	0	0	0	0
	35-39	--	0	0	0	--	0	0	0
	40-44	---	0	0	0	---	0	--	-
Living with partner (yes = ref)	no	---	---	0	0	0	0	0	--
Child intention (uncertain = ref)	yes	+++	0			+++	0		
	no			---	---			---	---
Education (low = ref)	medium	0	++	0	0	0	+++	0	0
	high	0	0	0	0	0	+	0	--
Paid job (yes = ref)	no	+	++	++	++	--	0	0	0
TFR country groups (> 1.5 = ref)	1.3-1.5	0	+++	0	0	++	+	0	0
	<1.3	+++	+++	++	+++	+++	+++	++	+++

1. It would be easier for me to have the number of children I intend to have

3. I would reconsider the possibility of having a(nother) child

2. It would enable me to have my next child sooner

4. I would probably decide to have a(nother)child



Future research activities:

- Multilevel analyses
- ???