

# They All Wanted One, but Who Did Get One?

## *The Theory of Planned Behavior and the Realisation of Fertility Intentions*

Lars Dommermuth, Statistics Norway

Jane Klobas, DONDENA – Bocconi University

Trude Lappegård, Statistics Norway

## Earlier results (1)

### TPB and the time frame of fertility intentions

- Parents and childless who wanted a(nother) child within the next three years – do they want it now?
- What impact have
  - Attitudes
  - Subjective norms
  - Perceived behavioural controlon these two different time frames?
- Data: 1,307 respondents from the Norwegian GGS wanted a(nother) child within the next three years
  - 47% of childless (758 respondents) wanted a child now
  - 50% of parents (549 respondents) wanted a child now

## Earlier results (2): Factors of TPB and who wants a child now

|                    | Childless                              |  |   | Parents                                |   |  |
|--------------------|--|--|---|--|---|--|
|                    | <b>Model I</b><br>(only the 4 factors) | <b>Model II</b><br>(+objective measures for PBC) | <b>Model III</b><br>(+ socio-demogr. control-variables) | <b>Model I</b><br>(only the 4 factors) | <b>Model II</b><br>(objective measures for PBC) | <b>Model III (+ socio-demogr. control-variables)</b> |
| Positive attitudes |  |  |   | <b>+</b>                               | <b>+</b>  | <b>+</b>   |
| Negative attitudes |  |  |   |  |   |  |
| Subjective norms   | <b>+</b>                               | <b>+</b>   | <b>+</b>  | <b>+</b>                               | <b>+</b>  | <b>+</b>   |
| PBC                | <b>+</b>                               | <b>+</b>   |   | <b>+</b>                               | <b>+</b>  |  |

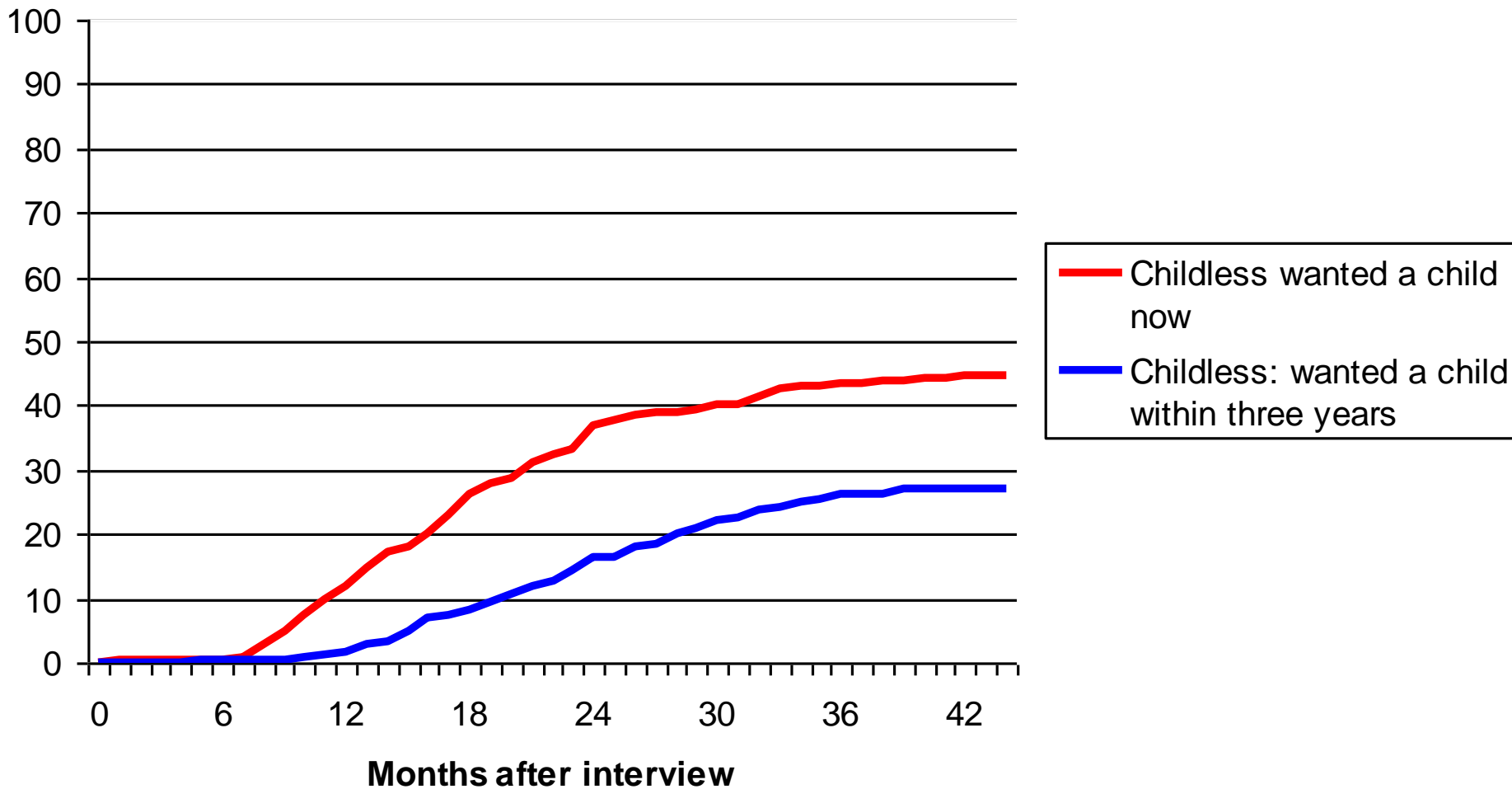
## Next step: fertility outcomes – preliminary results

- Updates of births through administrative registers (31.09.2010)
- Time since interview – 2.9 year in average (at least 2 years and at most 3.6 years)
- To be updated again spring 2011

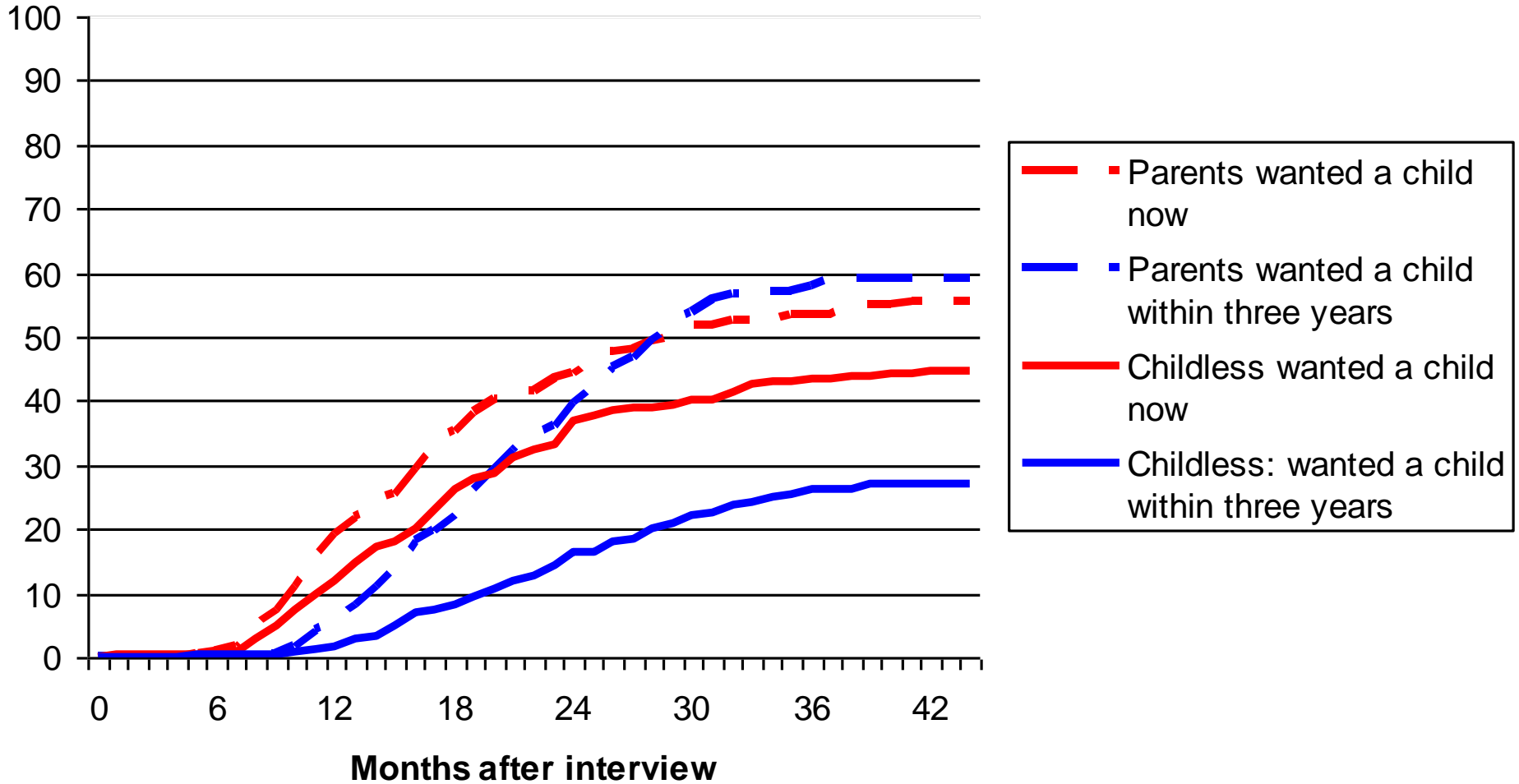
### Percentage with a birth after the interview, 18-40 years old

|                            |     | Wanted a(nother) child within the next 3 years |     |
|----------------------------|-----|--|-----|
|                            |     | Yes  | No  |
| Wanted a(nother) child now | Yes | 49%  | 10% |
|                            | No  | 39%  | 5%  |
|                            | All | 44%  | 5%  |

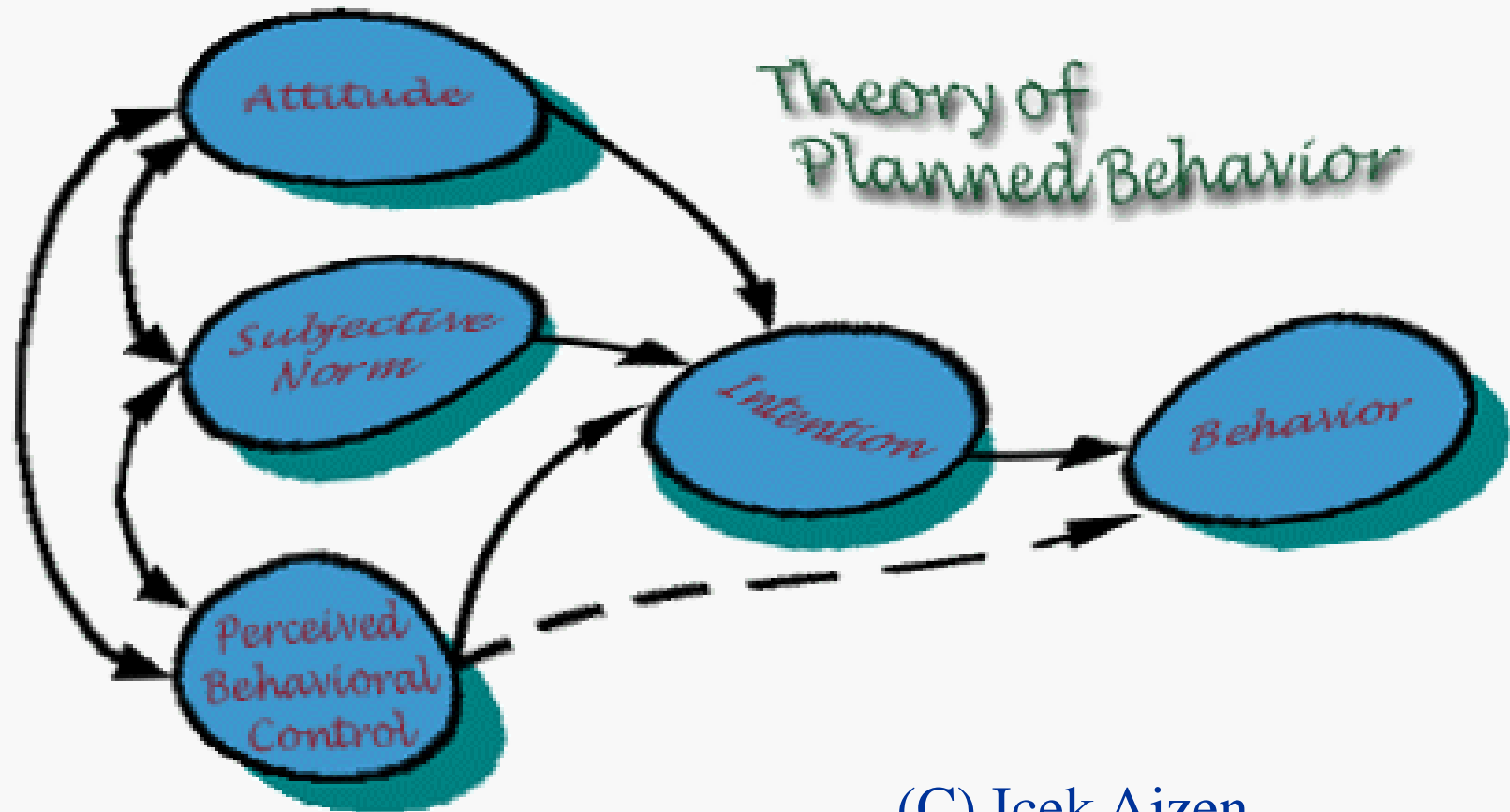
### Childless: births after interview



## Parents and childless: Birth after interview



# The TPB Model



(C) Icek Ajzen

# Survival analysis (Cox-Regression Models): Time until first birth after interview - Childless

|                    | Wanted a child now                     |  |   | Wanted a child within three years      |   |   |
|--------------------|--|--|---|--|---|---|
|                    | <b>Model I</b><br>(only the 4 factors) | <b>Model II</b><br>(+objective measures for PBC) | <b>Model III</b><br>(+ socio-demogr. control-variables) | <b>Model I</b><br>(only the 4 factors) | <b>Model II</b><br>(objective measures for PBC) | <b>Model III</b><br>(+ socio-demogr. control-variables) |
| Positive attitudes |  |  |   |  |   |   |
| Negative attitudes |  |  |   |  |   |   |
| Subjective norms   |  |  |   |  |   |   |
| PBC                |  |  |   |  | +   | +<br>8  |

# Survival analysis (Cox-Regression Models): Time until next birth after interview - Parents

|                    | Wanted a child now                     |  |   | Wanted a child within three years      |   |   |
|--------------------|--|--|---|--|---|---|
|                    | <b>Model I</b><br>(only the 4 factors) | <b>Model II</b><br>(+objective measures for PBC) | <b>Model III</b><br>(+ socio-demogr. control-variables) | <b>Model I</b><br>(only the 4 factors) | <b>Model II</b><br>(objective measures for PBC) | <b>Model III</b><br>(+ socio-demogr. control-variables) |
| Positive attitudes |  |  |   |  |   |   |
| Negative attitudes |  |  |   |  |   |   |
| Subjective norms   | <b>+</b>                               | <b>+</b>   |   |  |   |   |
| PBC                |  |  |   |  |   |   |

# SUMMARY

- Earlier results: Factors of the TPB do have an impact on the time frame of fertility intentions
- Added births after survey from administrative registers
- Don't know whether intentions have changed or not
- Preliminary results
- Among childless:
  - Wanted a child now: Factors of TPB have no direct effect on realisation
  - Wanted a child within three years: the lack of perceived behavioral control is a hurdle to realise the intention – they need to know that they can handle the situation
- Among parents:
  - For both groups the factors of the TPB have no direct effect on realisation
  - Seems like they know how it is to have children, "only" actual constraints are a hurdle for the realisation of the intention
- Next steps – look if path analysis can tell us more (and update the data)