



INSTITUT FÜR HÖHERE STUDIEN
INSTITUTE FOR ADVANCED STUDIES
Vienna

Mixed Marriage Flows in the enlarged EU in 2006

Liliana Mateeva and Michaela Gstrein

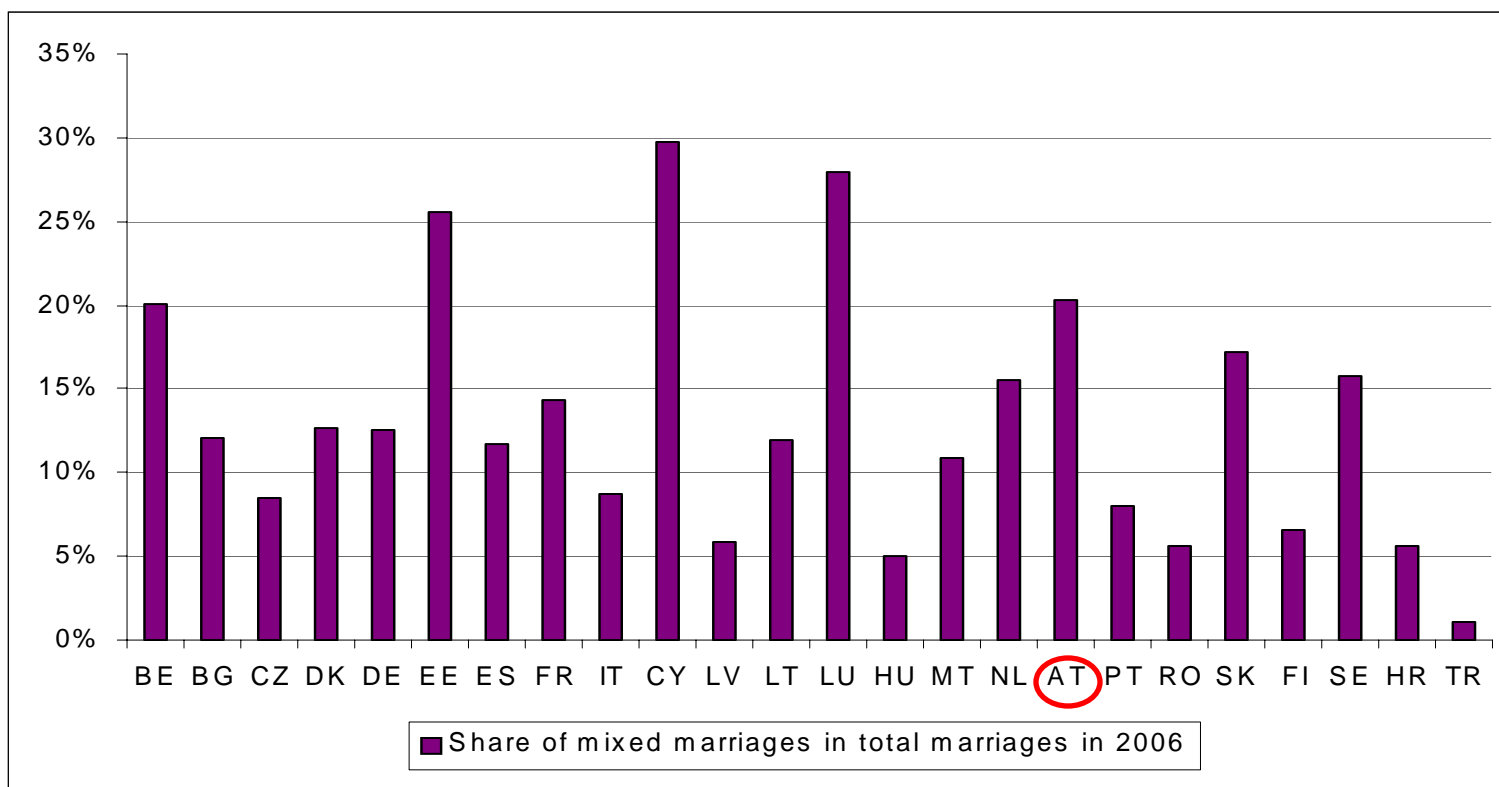
Conference "Effects of Migration on Population Structures in Europe"
1-2 December 2008, Vienna Institute of Demography / IIASA

Look into ...

- share of mixed marriages (MM), i.e. marriages between one local and one foreign citizen
- flows (new marriages)
- in 2006 (or last available)
- EU 27 and CC (HR, TR)

FIND: - countries with similar marriage-patterns
- effects of on-going EU integration

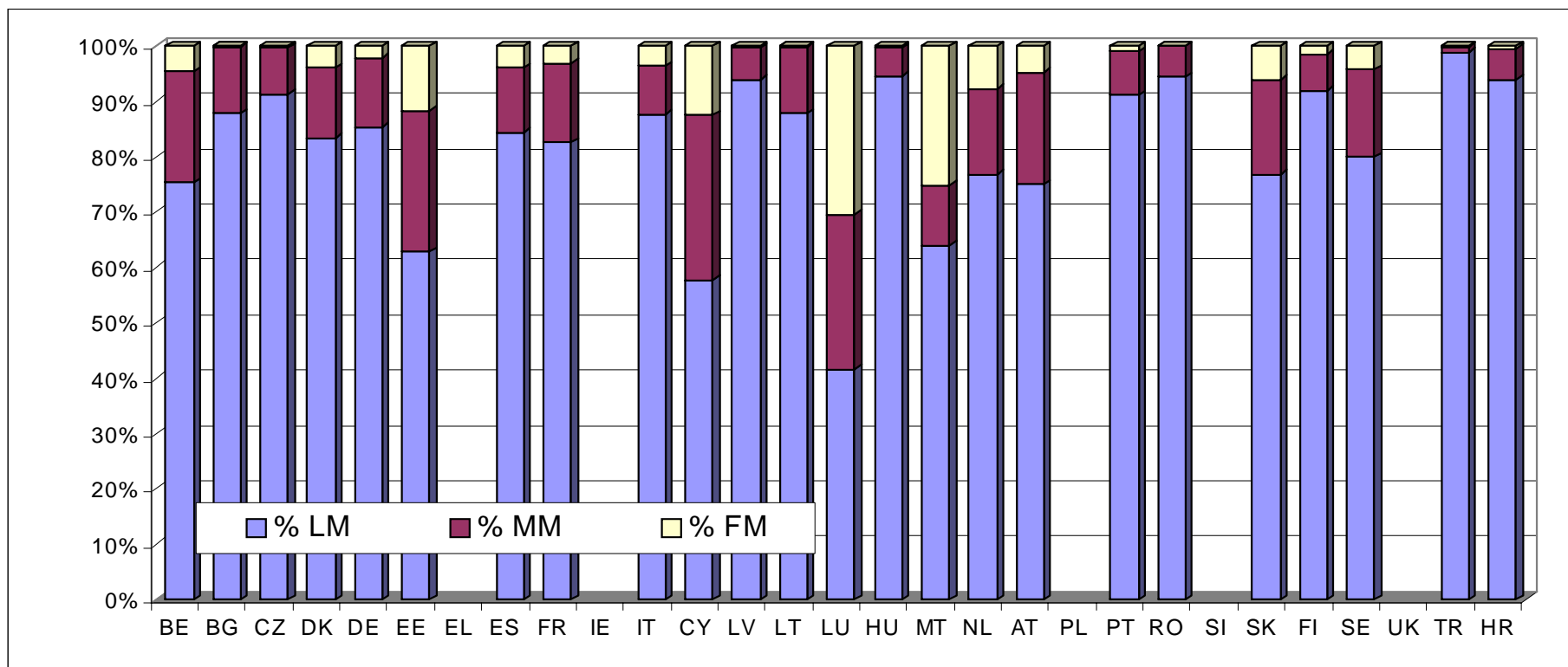
Mixed marriages in total marriage flows in 2006



Source: IHS (based on national statistical data)



Marriage patterns in 2006



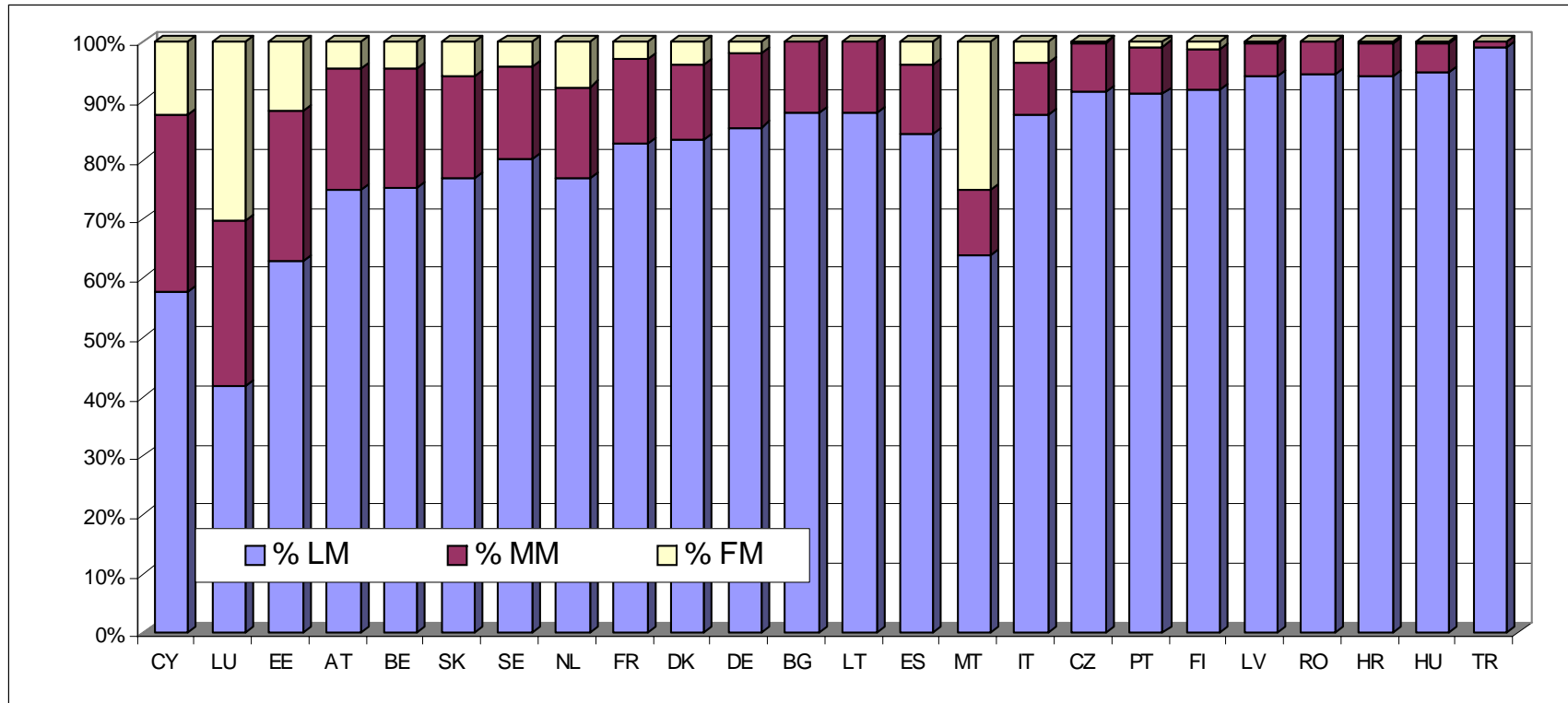
Source: IHS (based on national statistical data)

LM: marriage between two local citizens, MM: mixed marriages, FM: marriage between two foreign citizens



INSTITUT FÜR HÖHERE STUDIEN
INSTITUTE FOR ADVANCED STUDIES
Vienna

Marriage patterns in 2006 - sorted



Source: IHS (based on national statistical data)

LM: marriage between two local citizens, MM: mixed marriages, FM: marriage between two foreign citizens



INSTITUT FÜR HÖHERE STUDIEN
INSTITUTE FOR ADVANCED STUDIES
Vienna

2006 MM country grouping

Groups	Country	Two locals	MM	Two foreigners
I	CY	Low	High	High
	LU			
	EE			
	AT			
	BE			
	SK			
	SE			
	NL			
II	FR	Medium	Medium	Medium
	DK			
	DE			
	BG			
	LT			
	ES			
	MT			
	IT			
III	CZ	High	Low	Low
	PT			
	FI			
	LV			
	RO			
	HR			
	HU			
	TR			

Source: IHS (based on national statistical data)

Marriages between two locals in total marriages (%): high: over 88 %; medium: 78%-87%; low: 77% and below;

Mixed marriages in total marriages (%): high: 15% and over; medium: 8.6%-14%; low: 8.5% and below;

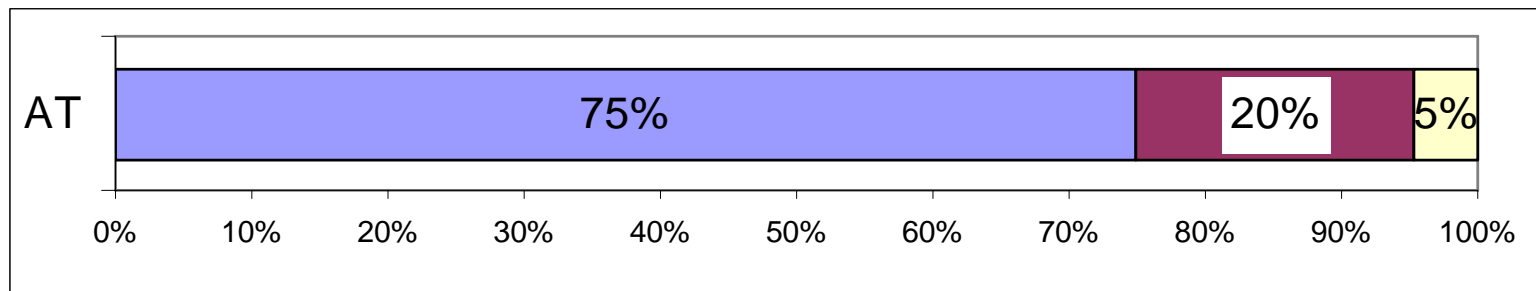
Marriages between two foreigners in total marriages (%): high: over 4.5%; medium: 0.7%-4.5%; low: 0.6% and below



Mixed Marriages in AT

(Example: high share of mixed marriages)

Share in all 2006 marriages in AT:



Mixed marriages (2006):

- *Foreign grooms of AT women:* mostly from ex-YU, TR, DE, IT, CH & LI; HU, ex-CZSK
- *Foreign wives of AT men:* mostly from ex-YU, DE, ex-CZSK, TR, HU; IT, CH & LI

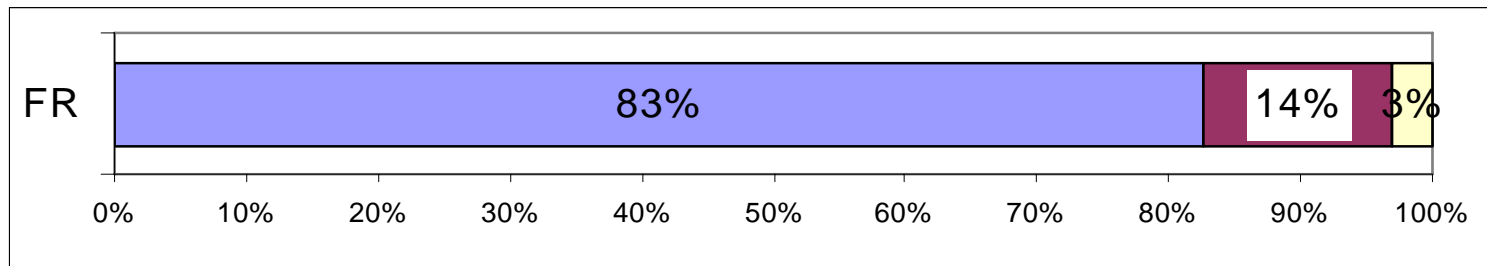
Marriages between two foreigners: same nationality; ex-YU, TR, DE



Mixed Marriages in FR

(Example: medium shares of mixed marriages)

Share in all 2006 marriages in FR:



Mixed marriages (2006):

- *Foreign grooms of FR women:* mainly from ex-colonies/protectorates (Algeria, Morocco, Tunisia); from the EU and CC (PT, TR, UK, IT, BE, DE)
- *Foreign wives of FR men:* mainly from ex-colonies/protectorates (Morocco, Algeria); RU, China; EU (PT, RO, DE, PL, BE, UK); America (Brasil, USA); Japan

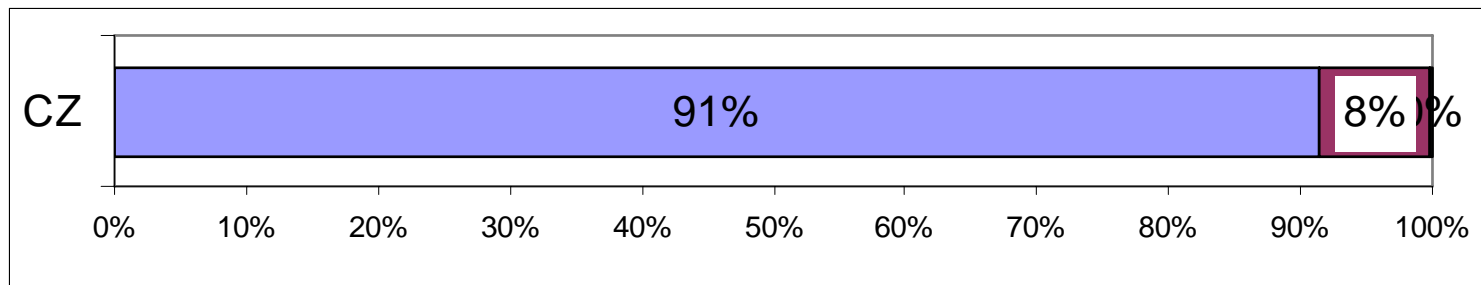
Marriages between two foreigners: same/diff. nationalities; Algeria, Morocco, China, TR, Congo, UK, PT, DE, Tunisia, Haiti



Mixed Marriages in CZ

(Example: low share of mixed marriages)

Share in all 2006 marriages in CZ:

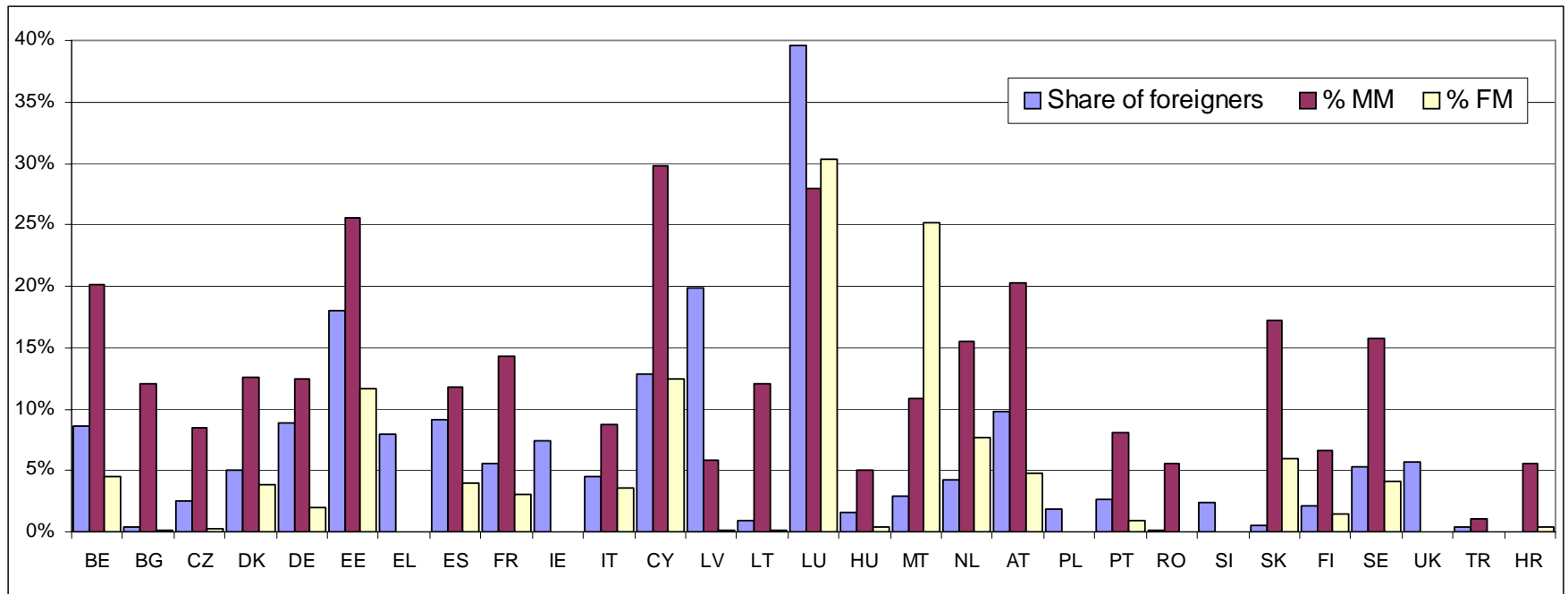


Mixed marriages (2006):

- *Foreign grooms of CZ women: mainly from SK, DE, UK, Ukraine, USA, Vietnam*
- *Foreign wives of CZ men: mainly from SK, Ukraine, Vietnam, RU, PL*

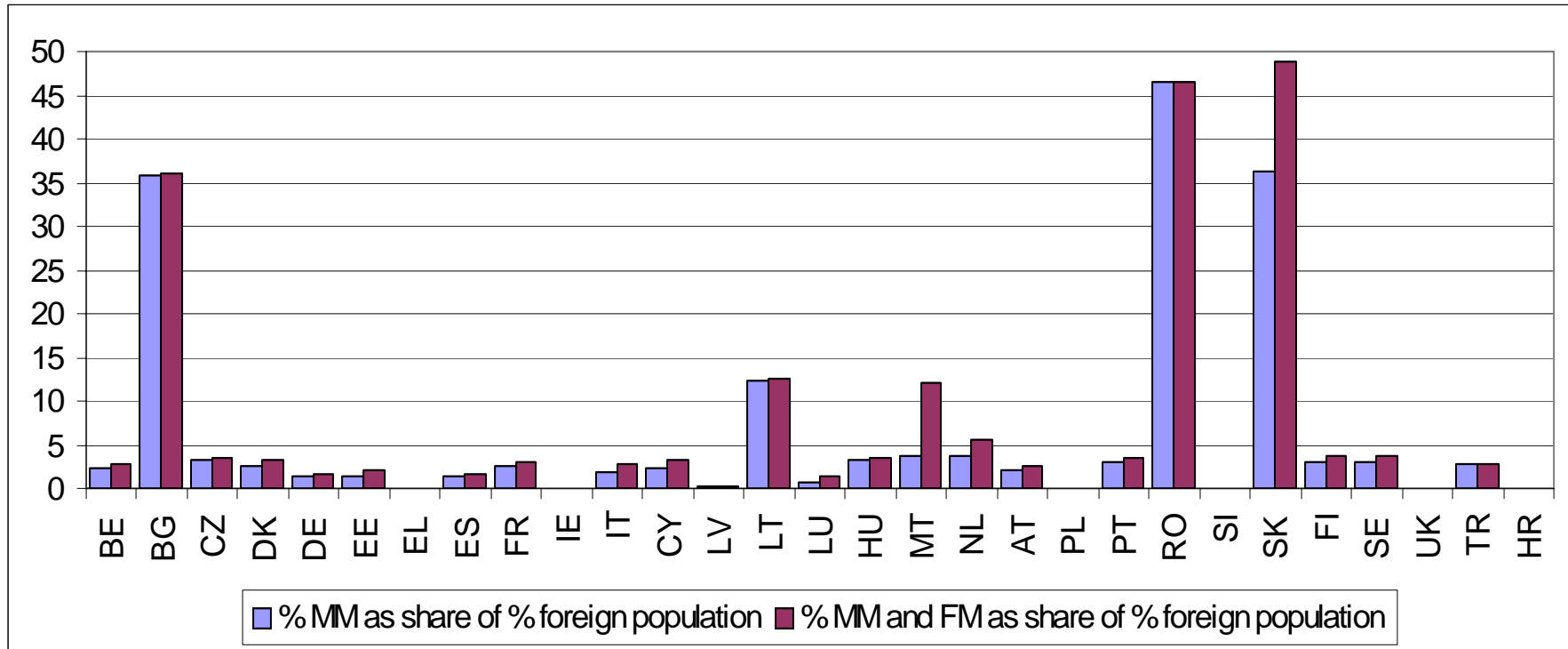
Marriages between two foreigners: same nationality; SK, Ukraine

Mixed Marriages and Share of Foreign Population



Source: IHS (based on EUROSTAT and national statistical data)

Index: MM / share foreign

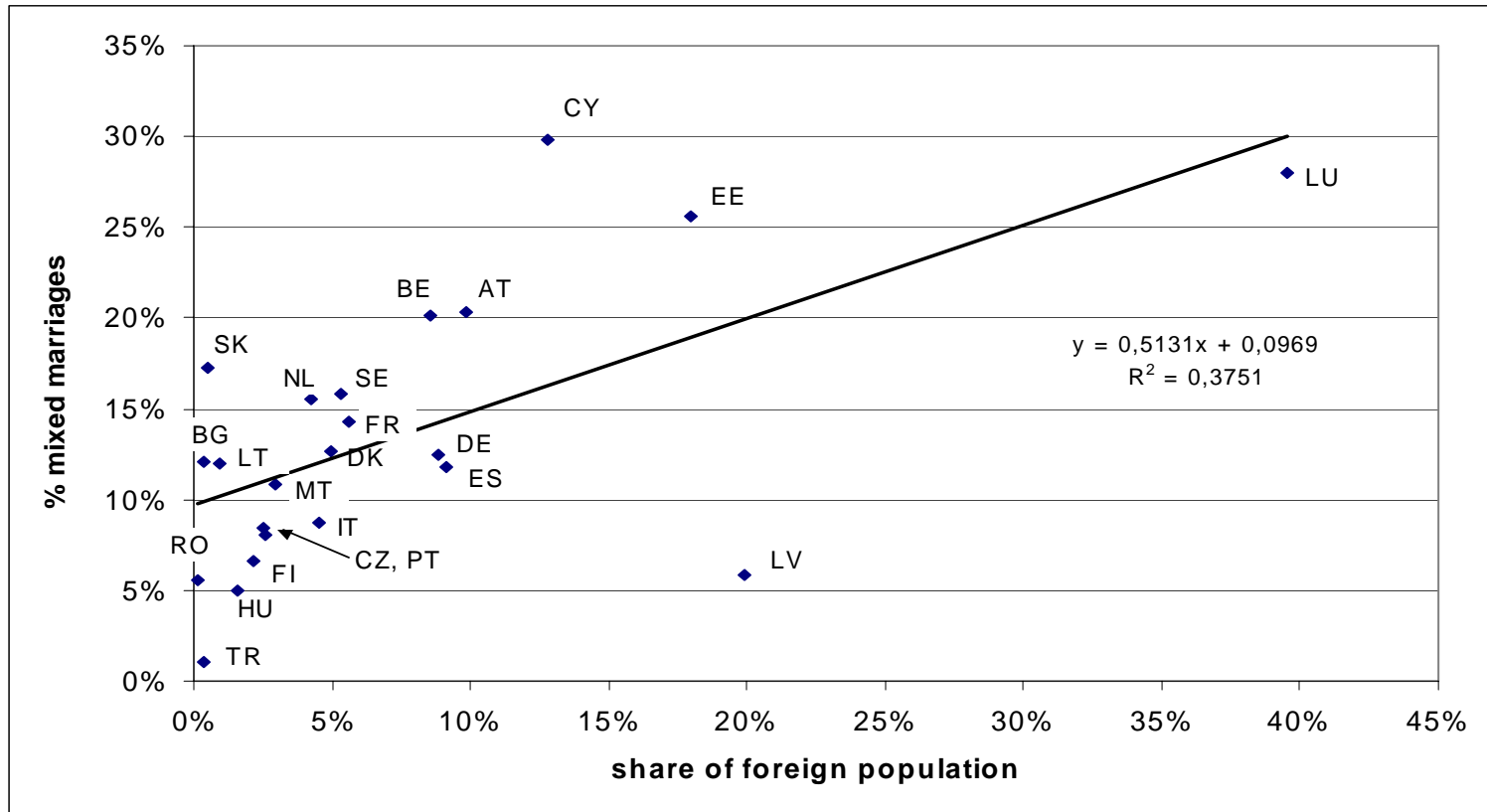


Source: IHS (based on EUROSTAT and national statistical data)

high: if MM high but share of foreign population low; **low:** share of foreign population high, unless MM very high



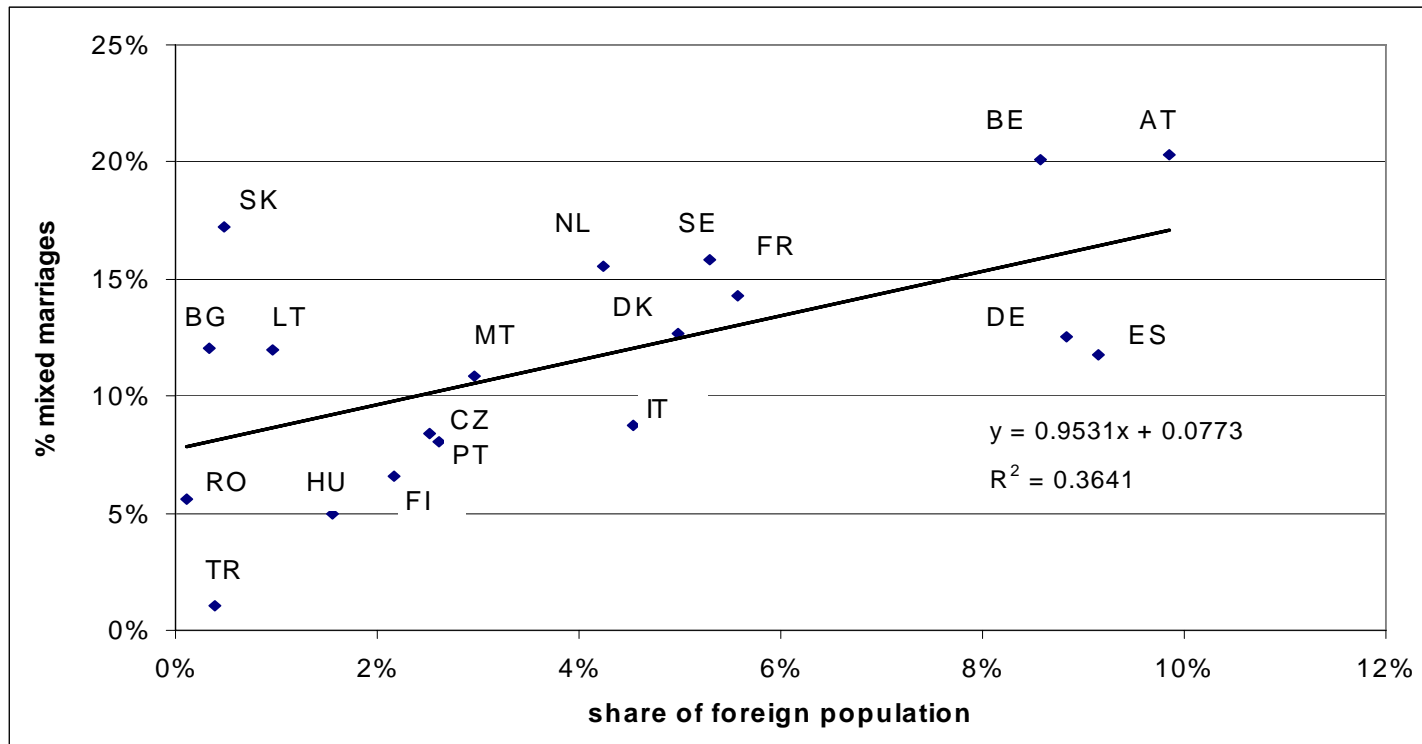
Relation between the share of foreign population and MM



Source: IHS (based on EUROSTAT and national statistical data)



Relation between the share of foreign population and MM (selected countries)



Source: IHS (based on EUROSTAT and national statistical data)



Mixed marriages patterns

- (1) Countries with **HIGH** shares of mixed marriages:
CY, LU, EE, AT, BE, SK, NL
 - mostly high portion of foreign citizens from different nationalities
- (2) Countries with **MEDIUM** shares of mixed marriages:
mostly old EU (FR, DK, DE, ES, IT)
 - immigrants from different nations: mainly ex-colonies/protectorates
 - medium to high share of foreigners
- (3) Countries with **LOW** shares of mixed marriages:
mostly CEE & CC (CZ, LV, RO, HR, HU, TR)
 - mostly low share of foreign citizens
 - no big diversities in the foreign spouses' nationalities
 - MM: between women from CEE and men from the *old* EU MS



Characteristics of mixed marriages in the enlarged EU

- (1) common between spouses from countries characterised by *territorial closeness, cultural ties, language similarities* and long-term *bilateral migration flows*.
- (2) *Gender differences* exist in choice of partners in terms of nationality in all EU countries: different marriage motivations?
- (3) *Share of EU-wide within-EU marriages is significant* (esp. between *old* and *new* member states) – indicator for on-going EU integration and greater mobility.



Research Outlook

- problems: general lack of data
definition citizen/national, foreign/local
married / living together

Target areas for further research:

- effects of EU-integration: changes in flows over time
- married couples (stocks)



Thank you
for your attention!



INSTITUT FÜR HÖHERE STUDIEN
INSTITUTE FOR ADVANCED STUDIES
Vienna