

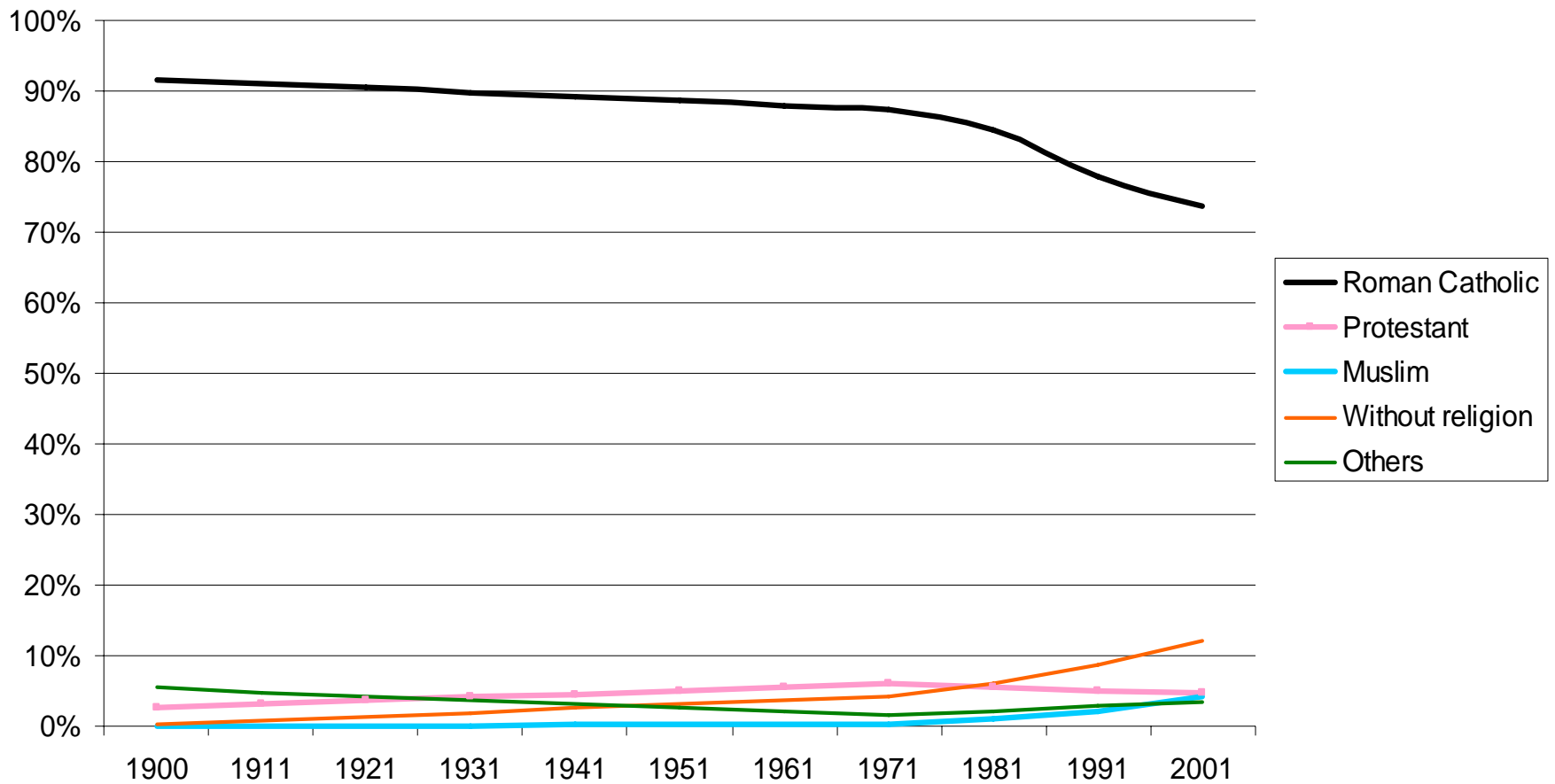
New Times, Old Beliefs:

Predicting the future of religions in Austria



Anne Goujon, Vegard Skirbekk,
Katrín Fliegenschnee, Paweł Strzelecki

Austrian population by religion, 1900-2001



Source: Statistic Austria, Census 1900 to 2001

Austrian population by religion, 1900-2001

Year	Male	Female	Religion	%
1981			Roman Catholics	84
			Protestants	6
			Muslims	1
			Others	3
			Without Religion	6
2001			Roman Catholics	74
			Protestants	5
			Muslims	4
			Others	5
			Without Religion	12
Scale	370,000			

Source: Statistic Austria, Census 2001, Census 1981

Religious Influences on Demographic Events

Major religions are pro-natalistic and growth-oriented.

The Bible promotes childbearing: (Gen 1:28) “And God blessed them, and God said unto them, Be fruitful, and multiply, and replenish the earth”.

While Mohammed says “Marry women who are loving and very prolific for I shall outnumber the peoples by you” (al-Masabih 1963, p 659)

Marriage is endorsed in all religions - Interreligious marriages discouraged

Divorces largely forbidden in Catholicism and Islam, permitted by Protestants

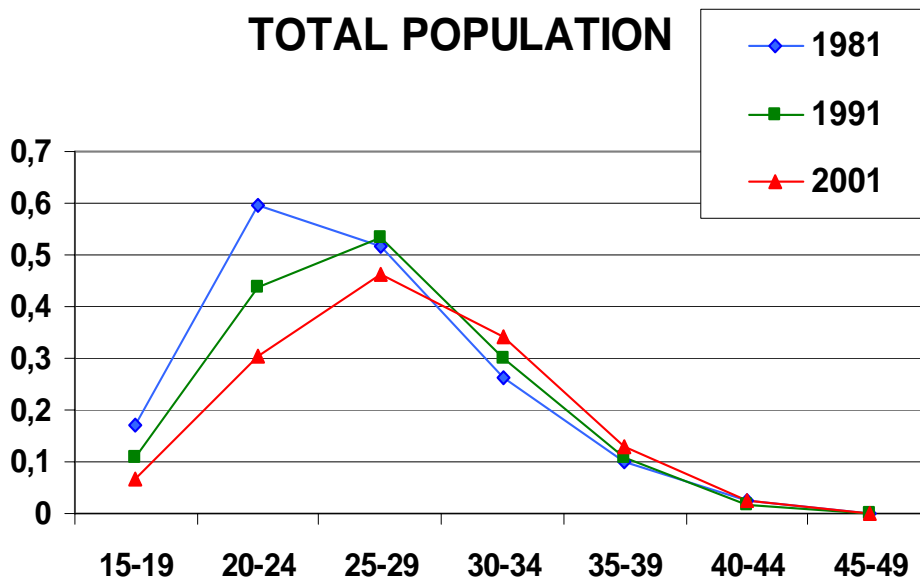
All religions promote raising children in their own faith. Conversion/ secularization always discouraged – though sanctions differ

Religious intensity differ by religion and society

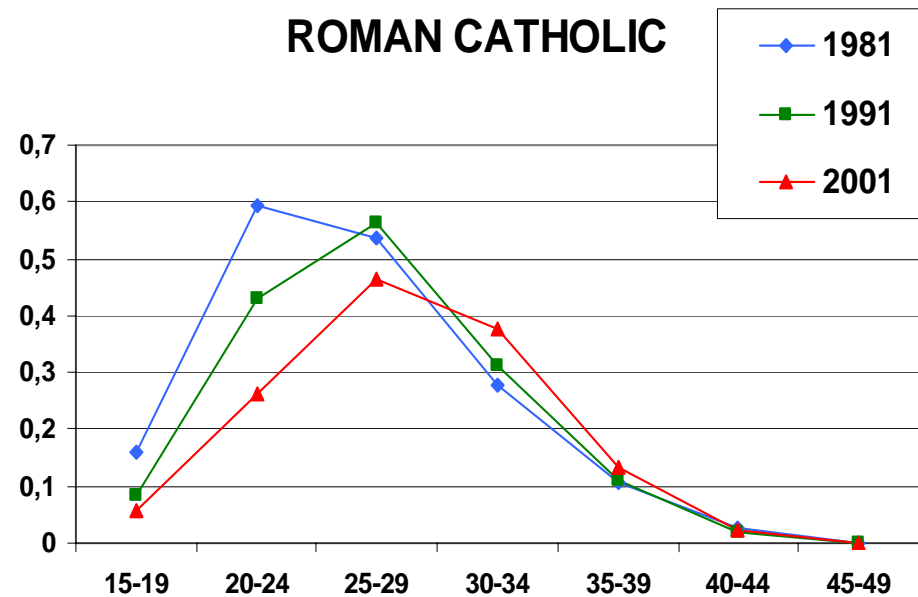
Fertility Differences

	TFR			Share in total population of woman 15-49	
	1981	1991	2001	1981	2001
ROMAN CATHOLICS	1.70	1.52	1.32	85.7%	74.5%
PROTESTANTS	1.51	1.37	1.21	5.8%	4.5%
OTHERS	1.70	1.61	1.44	3.4%	6.2%
MUSLIMS	3.09	2.77	2.34	0.9%	4.6%
WITHOUT	1.12	1.04	0.86	4.2%	10.2%
TOTAL	1.67	1.51	1.33	100.0%	100.0%

TOTAL POPULATION

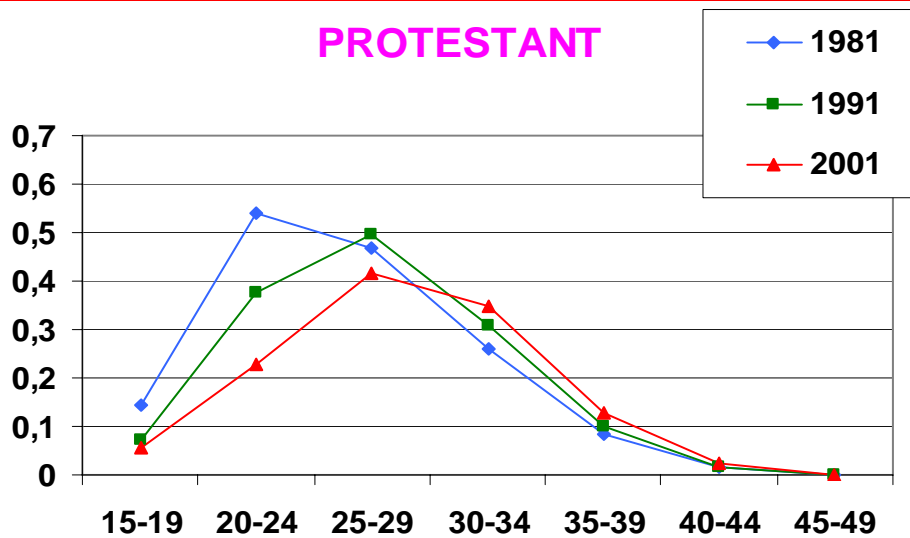


ROMAN CATHOLIC

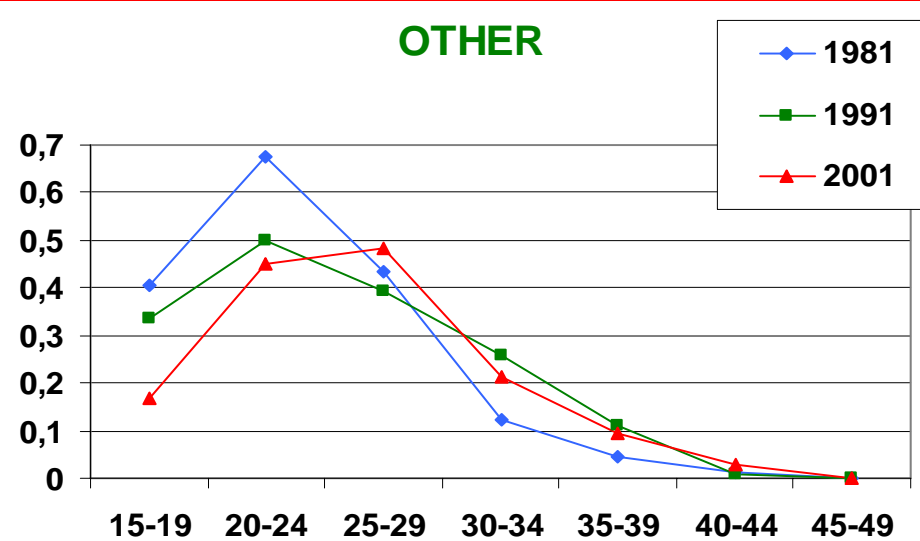


Different fertility patterns

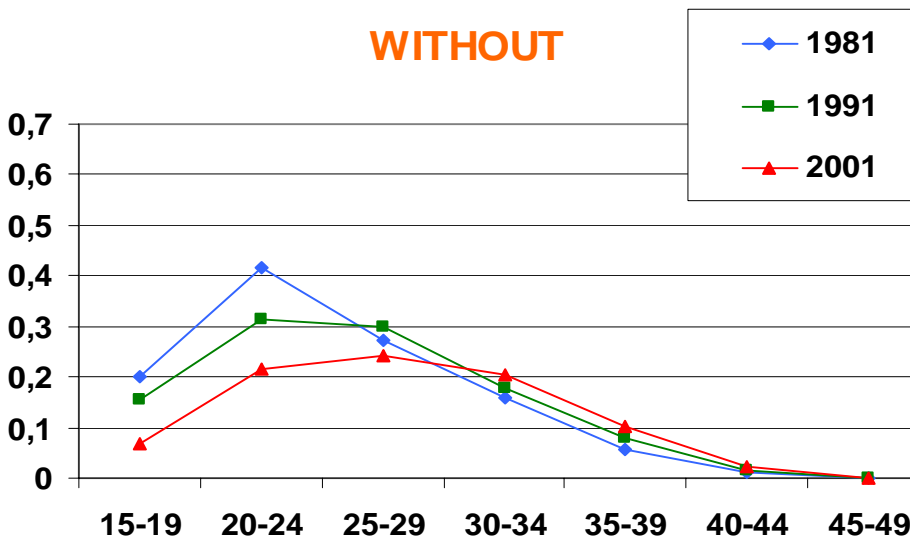
PROTESTANT



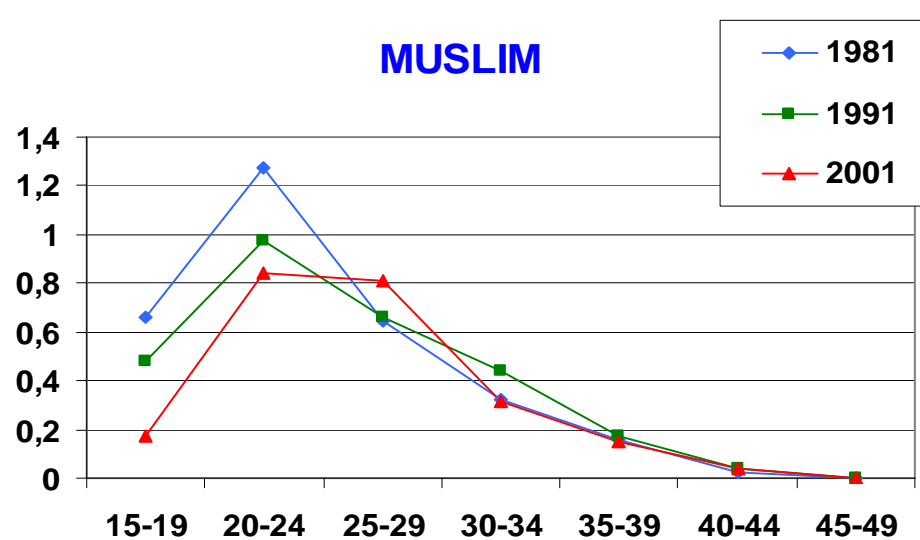
OTHER



WITHOUT



MUSLIM



Main questions for the projections:

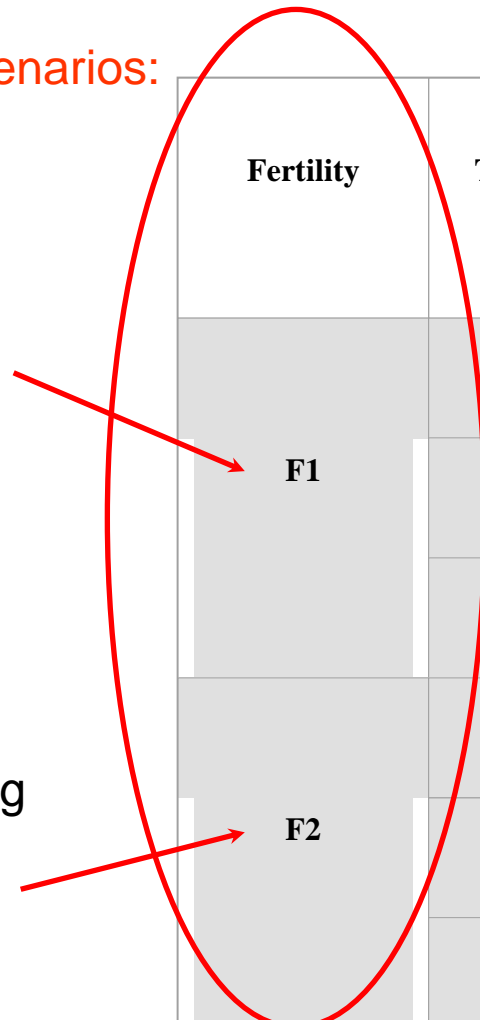
- Question 1: If secularization and increase of the share of other religions in the population continue, will the share of Roman Catholics shrink below 50%?
- Question 2: Will Islam or those without religion become the dominant group in Austria?
- Question 3: What is the influence of migration on the religion structure of the country?
- Question 4: Could religious change lead to increased fertility in Austria?

18 Scenarios from 2001 to 2051: Fertility

2 fertility scenarios:

Constant Fertility by religion

Converging Fertility by religion



Fertility	Transition	Migration		
		M1	M2	M3
F1	T1	F1M1T1	F1M2T1	F1M3T1
	T2	F1M1T2	F1M2T2	F1M3T2
	T3	F1M1T3	F1M2T3	F1M3T3
F2	T1	F2M1T1	F2M2T1	F2M3T1
	T2	F2M1T2	F2M2T2	F2M3T2
	T3	F2M1T3	F2M2T3	F2M3T3

18 Scenarios from 2001 to 2051: Secularization

3 transition/secularization scenarios:

	Fertility	Transition	Migration		
			M1	M2	M3
Constant secularization trend (= 2001-05)	F1	T1	F1M1T1	F1M2T1	F1M3T1
		T2	F1M1T2	F1M2T2	F1M3T2
		T3	F1M1T3	F1M2T3	F1M3T3
High secularization trend (*2 2001-05)	F2	T1	F2M1T1	F2M2T1	F2M3T1
		T2	F2M1T2	F2M2T2	F2M3T2
		T3	F2M1T3	F2M2T3	F2M3T3

Constant secularization trend (= 2001-05) → T1
 High secularization trend (*2 2001-05) → T2
 Low secularization trend (=0) → T3

18 Scenarios from 2001 to 2051: Migration

3 migration/composition scenarios:

Medium migration/
Constant composition

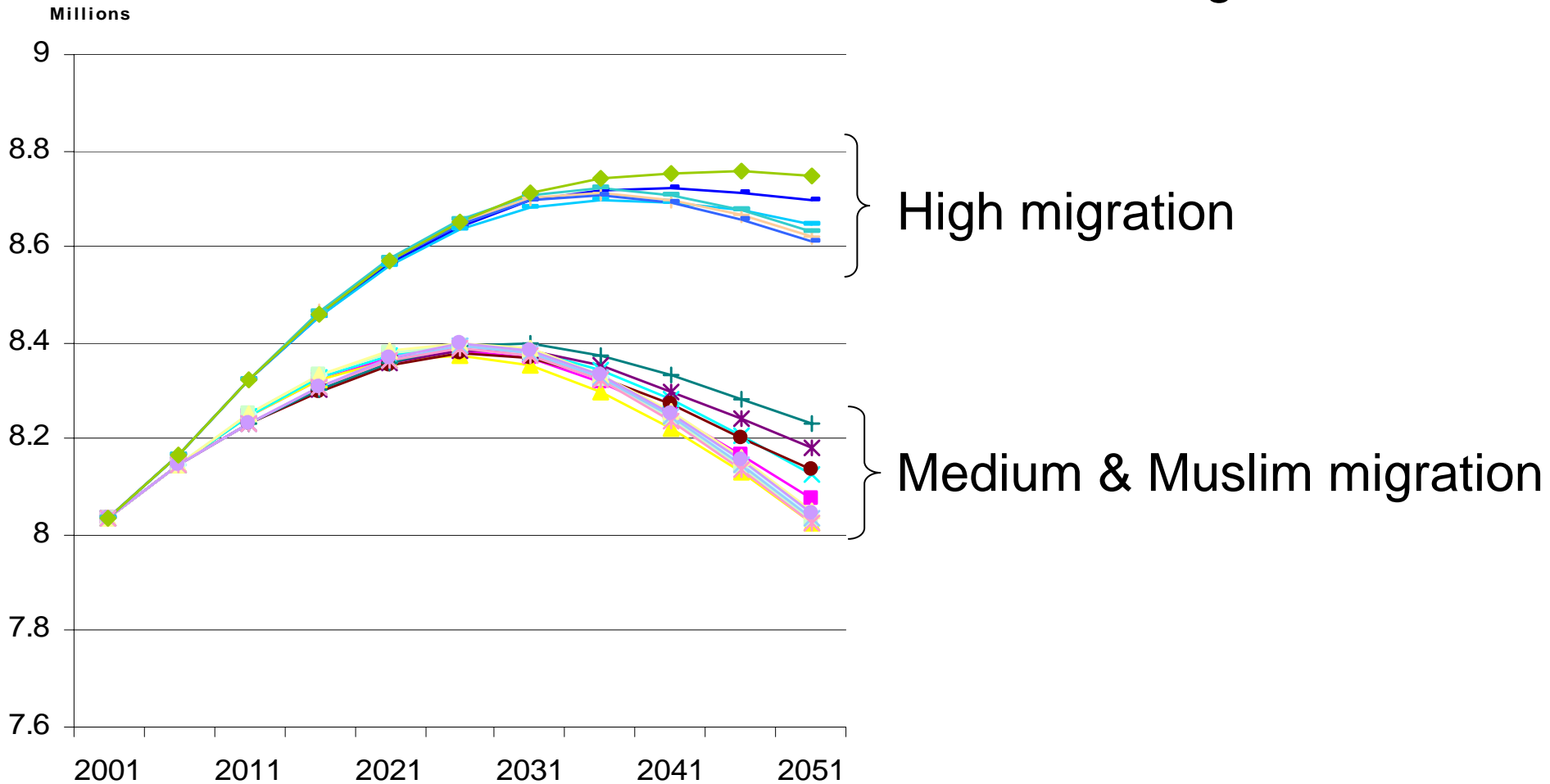
Medium migration/
Only Muslim

High migration/
Constant composition

	Fertility	Transition	Migration		
			M1	M2	M3
Medium migration/ Constant composition	F1	T1	F1M1T1	F1M2T1	F1M3T1
		T2	F1M1T2	F1M2T2	F1M3T2
		T3	F1M1T3	F1M2T3	F1M3T3
Medium migration/ Only Muslim	F2	T1	F2M1T1	F2M2T1	F2M3T1
		T2	F2M1T2	F2M2T2	F2M3T2
		T3	F2M1T3	F2M2T3	F2M3T3

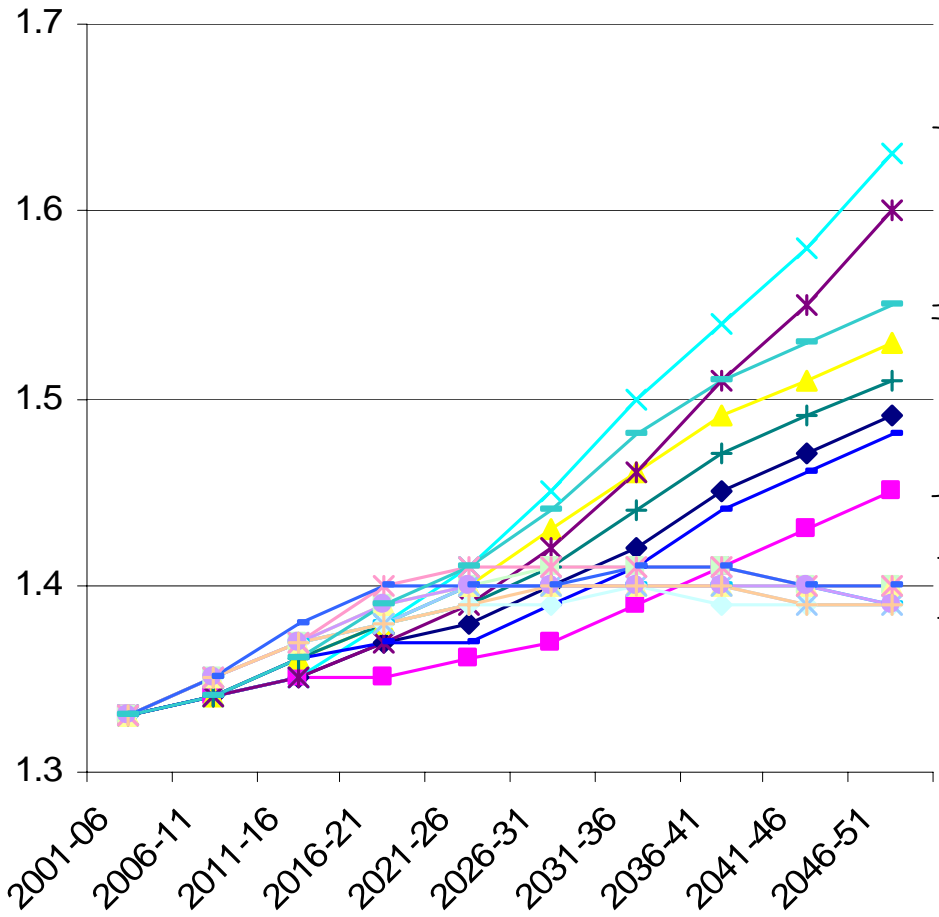
Results: Total Austrian population

Assuming:



Results: Total Fertility Rate

Children



Assuming:

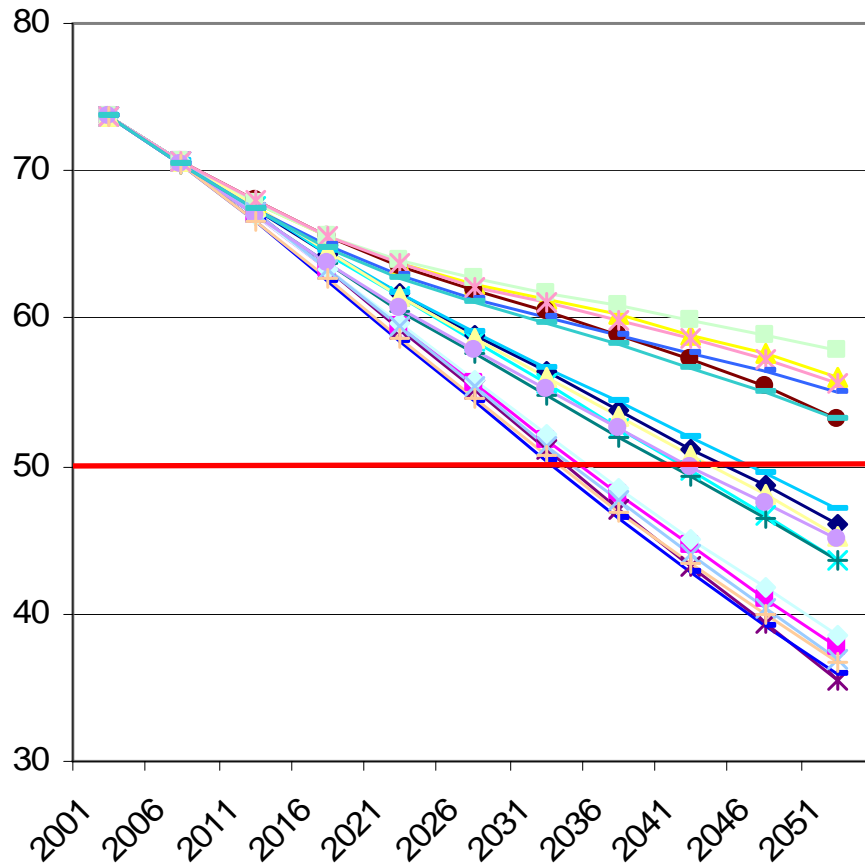
Constant fertility by religion / Only Muslim migration

Constant fertility by religion

Converging fertility by religion

Results : Proportion Catholics

Percent



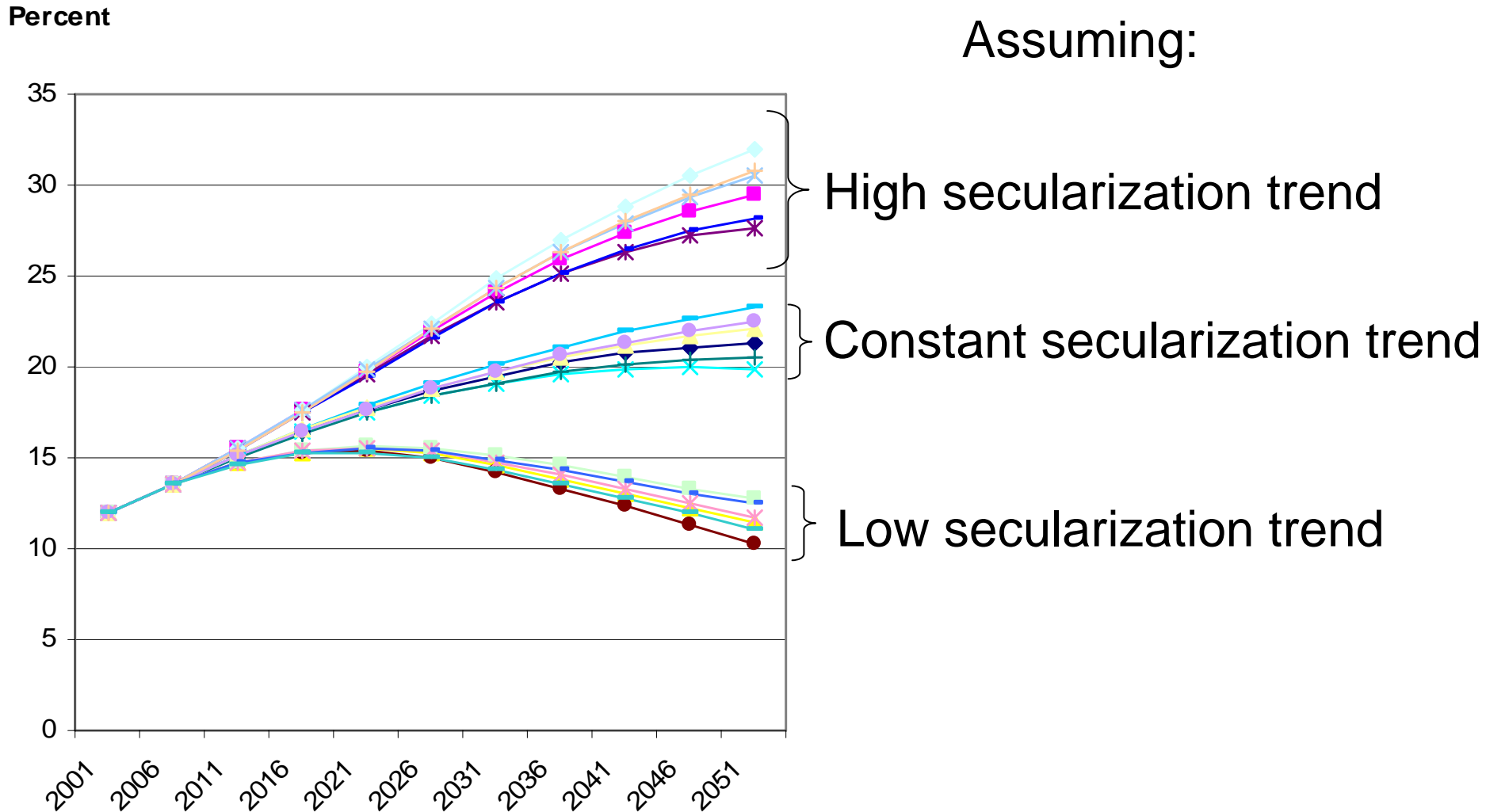
Assuming:

Low secularization trend

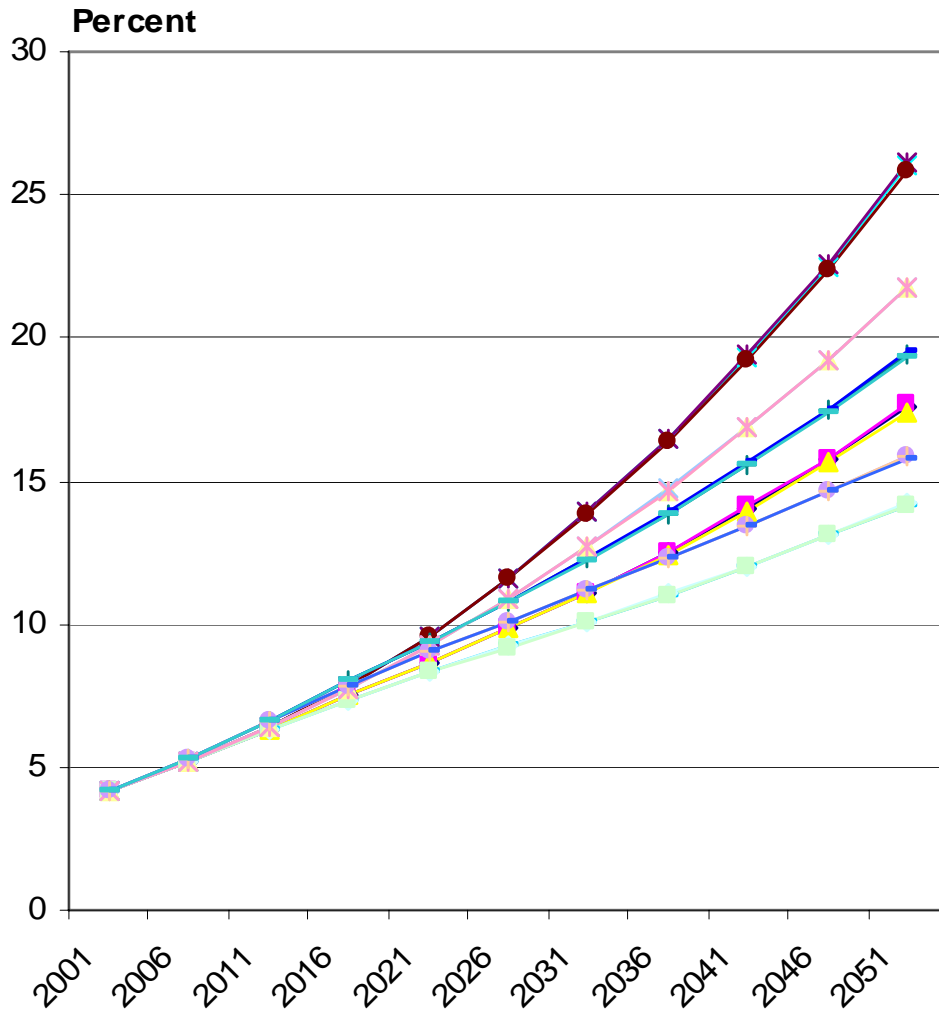
Constant secularization trend

High secularization trend

Results: Proportion Without Religion



Results: Proportion Muslims



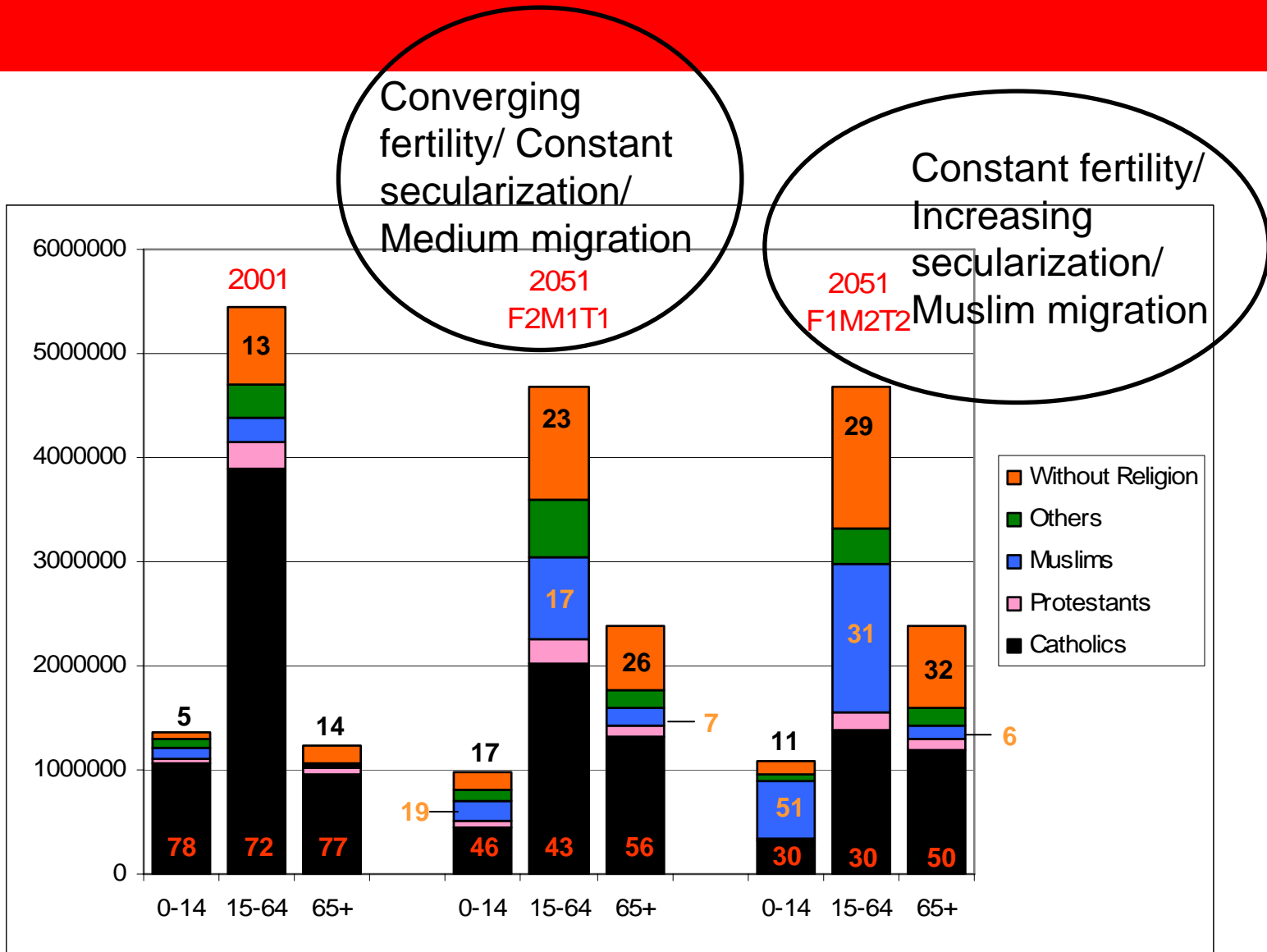
Assuming:

Medium migration/only Muslim

Constant TFR by religion

Converging TFR by religion

Age and religion: A clash of generations



The answers to the questions for the projections:

■ Question 1: If secularization and increase of the share of other religions in the population continue, will the share of Roman Catholics shrink below 50%? **YES, likely**

■ Question 2: Will Islam or those without religion become the dominant groups in Austria? **Not before 2051**

■ Question 3: What is the influence of migration on the religious structure of the country? **Quite important**

■ Question 4: Could religious change lead to increased fertility in Austria? **Yes, but not really**

Thank you

Questions & comments

APPENDIX

Migration

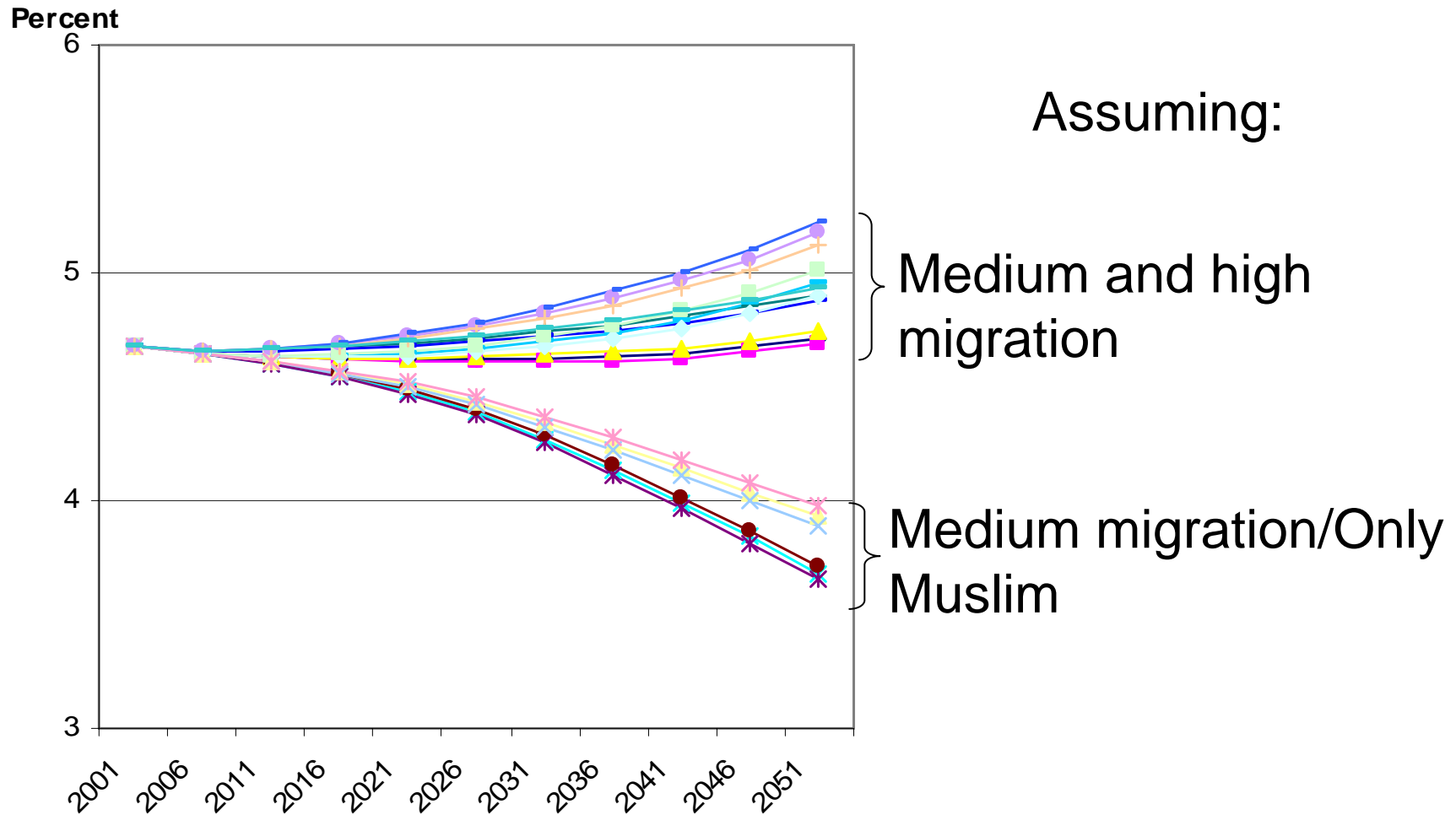
Basing our estimates on religions in the country of origin of migrants (examples given in table), we estimate migration flows by religion from country of origin data

Country of origin	Roman Catholics	Protestants	Muslims	'Others'	'Without Religion'
Bosnia Herz.	15		40	45	
China	3		2		95
Hungary	52	16	1	17	14
Serbia	4	1	19	76	
Turkey			99.8	0.2	

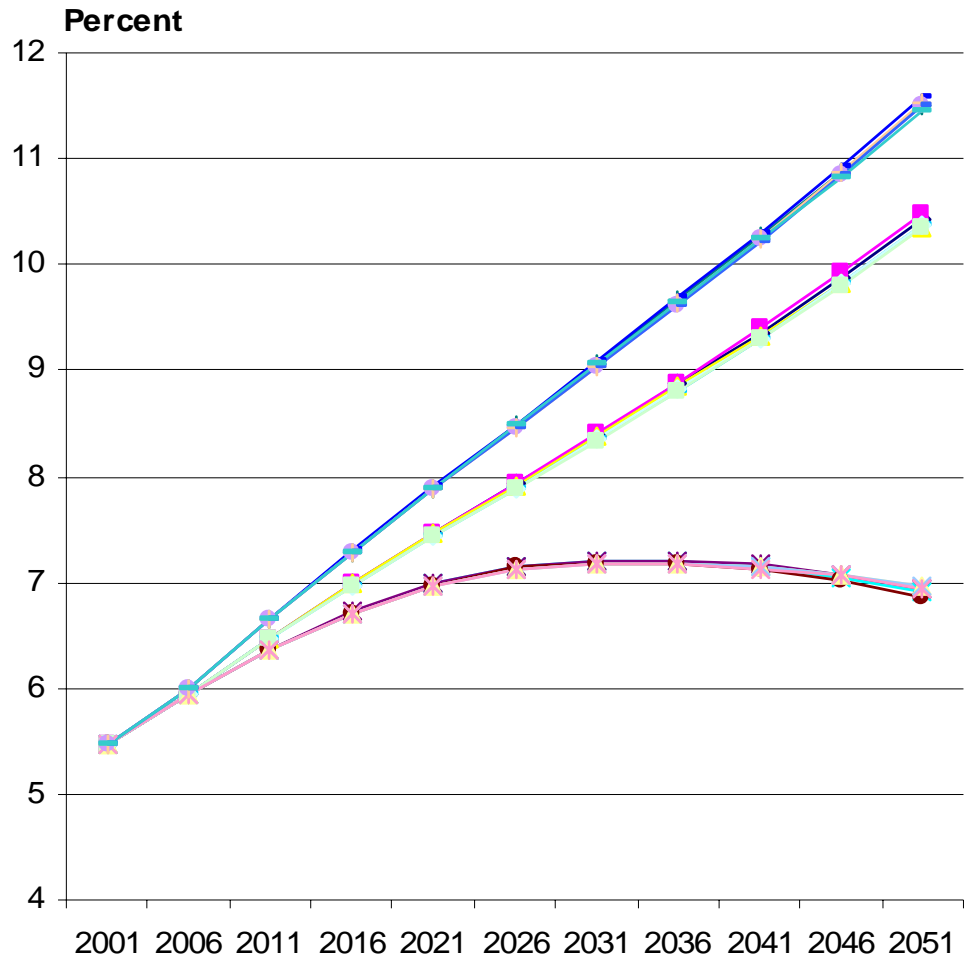
This approach suggest that the immigrants are:

- 18 percent Roman Catholics
- 8 percent Protestants
- 38 percent Muslims
- 28 percent another religion
- 9 percent without religion

Results: Proportion Protestants



Results: Proportion Other Religions



Assuming:

High migration

Medium migration

Medium migration/Only Muslim

Conclusion

Religion changes in Austria due to immigration, secularization and differential fertility. By 2051

- Catholics will be a minority, but remain largest religious entity
- Large increases in secularized and Muslim populations
- Future work will be needed to study other countries and to look at intensity of religious feelings